



# Lowell.™

Distributed Audio, Power & Rack Solutions



Direct Net  
**PRICE  
SCHEDULE**



Distributed Audio, Power & Rack Solutions



Most Lowell products are made and/or assembled in the U.S.A. at our Pacific, Missouri location. Download product spec sheets at Lowellmfg.com for more information.

**LOWELL AUDIO:** In 1947 Ben Lowell pioneered the idea of using a loudspeaker ceiling baffle to balance sound distribution in large spaces. Since then a number of industry firsts have contributed to building Lowell Manufacturing's reputation for quality design.

- Today's packaged speakers include styles for open architecture, recessed in-ceiling, lay-in tile ceiling, and surface-mount. These speakers ship ready-to-install and typically include a speaker, transformer, grille and enclosure. See product spec sheets for information.
• Sound masking speakers for above ceiling or lay-in tile ceilings are designed for quick installation.
• Speaker components such as drivers, transformers, grilles, enclosures and mounting accessories are also available in a variety of formats.
• Lowell has one of the widest assortments of volume controls in the industry, offering both rackmount and wall-mount units with rotary or key switch activation.
• New vandal-resistant intercom stations and call switches with heavy duty 11-gauge stainless steel plates can be found on page 16.
• New Unihorn® models for general signaling are available in two formats, including a streamlined version without grille or trim ring.

**LOWELL POWER:** AC power strips and 19" panels offer a selection of features to meet the demands of a variety of applications. In addition, the Powerstac™ modular power strip enables custom configurations with 30", 60" or 75" chassis.

- Lowell offers a wide assortment of AC power strips and 19" rackmount panels. Most units are assembled in the U.S.A. using certified U.S. steel and globally sourced components. See individual product spec sheets for information.
• Lowell's standalone surge suppressors with Advanced Surge Suppression provide triple clamping redundant (TCR) protection against power surges and spikes up to 72,000A. UL1449 3rd edition and ANSI C62.41 compliant.
• Power sequencers with 4- or 8-step activation are available as standalone units or built into 19" rackmount panels.
• RPC Series remote power controls allow AC power outlets to be controlled remotely from a switch, dry contact closure, or independent control system. The new RPC-P Series pass-through units feature dual RJ45 connectors to streamline installation.
• SPST switches, with maintained or momentary closure, are available in 19" rackmount panels or one-gang wall plates with choice of color and style.

**LOWELL RACKS:** Made in the U.S.A. with certified U.S. steel and precision metal-forming techniques, Lowell standalone, gangable, and wall-mount racks are crafted to present a cohesive aesthetic when placed in the same environment. See the inside back cover for an overview of styles.

- Our core line of floor, wall, and portable racks are fabricated with fully-welded steel construction. Knockdown racks are also available.
• Floor racks with configurable tops feature threaded or tapped top rails and solid black finishing panels so the top can be closed at no additional expense.
• Many 23"W floor racks include a braced 6"D platform on top to facilitate field-punches for conduit installation. The 23"W gangable racks supply ample internal lacing space and consistency among lacing platforms. These racks typically include a vented rear door, unless omitted by selecting a model number that ends with "-LRD" (less rear door).
• Our 22"W gangable racks offer a consistent 2.25" E.I.A. opening from the rear for direct cable access. These racks typically include a solid rear door, which can be omitted by selecting a model number that ends with -LRD.
• Most Lowell racks ship with rack screws as part of the hardware package. Additional screws can be purchased by the bag or jar.
• Optional solid or fully-vented steel front doors are one-piece construction for torsional rigidity and strength superior to two-piece designs.
• Optional side panels feature leading and trailing beveled edges and mount easily using the tapered guide posts. The panels can be secured with a single screw through the rack frame in front or rear.
• Lowell racks ship with a full or center cardboard wrap; Rackware® accessories receive extra care in packaging to help ensure products arrive undamaged and ready to install.

TABLE of CONTENTS

AUDIO

Amplifiers & Electronics . . . . .13
Clock/Speaker Centers . . . . .17
Floor Boxes . . . . .16
Horns . . . . .8
Intercom Stations (vandal-resistant) . . . . .16
Speakers
Recessed
Lay-In Tile . . . . .6
Round. . . . .5
Open Architecture (flown) . . . . .4
Open Beam Ceiling (clamp-on) . . . . .4
Sound Masking . . . . .7
Surface-Mount (indoor) . . . . .4
Surface-Mount (indoor/outdoor) . . . . .5
Speaker Components
Baffles . . . . .11
Drivers . . . . .9
Driver+Grille Assemblies . . . . .10
Enclosures. . . . .10-11
Grilles . . . . .12
Mounting Aids . . . . .12
Transformers (line matching) . . . . .9
Switches
Call . . . . .16
Program Selection. . . . .15
Volume Controls. . . . .14-15
Wall Boxes . . . . .16
Wall Plates . . . . .17

POWER

Power Cords. . . . .19
Power Panels (19") . . . . .18-19
Power Strips. . . . .18
Power Supplies . . . . .19
Relay Modules . . . . .22-23
Remote Power Controls. . . . .22-23
Sequencers . . . . .22-23
Surge Suppression (advanced) . . . . .23
Switches (low voltage) . . . . .21
UPS . . . . .20-21

RACKS & IN-WALL BOXES

Built-in Racks . . . . .36-37
Desktop Racks . . . . .35
Gangable/Open Frame Racks . . . . .26-29
In-Wall Boxes . . . . .38
Portable Racks . . . . .30
Seismic-Certified Racks
Gangable. . . . .29
Standalone . . . . .26
Slim Racks . . . . .26-27
Specialty Racks
Half-Width . . . . .37
Laminated . . . . .37
Standalone Racks . . . . .24-26
Under-Counter Racks . . . . .35
Wall-Mount Racks & Shelves
AV Racks. . . . .31-32
Networking Racks . . . . .33-34
Wall Shelves . . . . .34

RACKWARE® ACCESSORIES

Cable Ladders . . . . .45
Cable Managers (horizontal/vertical-mount) . . . . .44
Doors . . . . .39-40
Drawers . . . . .48
Dual Door Frame . . . . .40
Fans & Thermal Management . . . . .45-46
Hardware . . . . .43
Lighting. . . . .47
Mobile Bases . . . . .41
Panels
Blank . . . . .51-52
Punched . . . . .53
Specialty . . . . .54
Vent. . . . .52-53
Rack Rails . . . . .42-43
Security Covers . . . . .55
Shelves. . . . .48-50
Side Panels
For Slim Racks . . . . .27
For Standard Racks . . . . .40
Stationary Bases . . . . .41
Tops . . . . .41-42, 45

# SPEAKERS



IM12Q-TS100-3SW

**iMount® Speaker w/Rectangular Enclosure (IM Series).** The iMount speaker system provides quality sound distribution of foreground/background music in all kinds of commercial venues. This high performance speaker features pre-mounted (1/4"–20) forged eyebolts\* and external connections for fast installation to hang, bolt, or suspend in open ceilings or recessed applications. Rectangular units ship with a steel cover plate mounted over the driver for jobsite protection during installation. Remove the plate to access the transformer tap selector and mount the grille. Each model includes an 8" or 12" coaxial driver w/70V transformer, steel enclosure and grille.

Model No.	Driver	Transformer	Enclosure	Grille	Std. Ctn. Pack	Ctn. Wt. (lbs.)	List	Direct Net (ea.)	
								1-23	24+
IM12Q-TS100-3SW	12" 250W coaxial	70V 100W	3 cu.ft.	15.25" sq.	1	75	1331.26	665.63	639.00
IM12P-TS100-3SW	12" 150W coaxial	70V 100W	3 cu.ft.	15.25" sq.	1	63	1039.58	519.79	499.00
IM8P-TS100-2SW	8" 100W coaxial	70V 100W	2 cu.ft.	15.25" sq.	1	47	831.26	415.63	399.00
IM8A-TS32-2SW	8" 50W coaxial	70V 32W	2 cu.ft.	15.25" sq.	1	47	622.92	311.46	299.00

\*Eyebolts can be removed for threaded rod or strut-mount applications. Black grille or white enclosure available upon request—call for pricing.

**iMount® Speaker w/Cylindrical Enclosure (IMC Series).** Like its counterpart, the iMount speaker w/cylindrical enclosure offers high performance audio for a variety of applications. Cylindrical units ship with a pre-mounted grille. Includes 8" or 12" coaxial driver with 70V transformer, steel enclosure and grille.

Model No.	Driver	Transformer	Enclosure	Grille*	Std. Ctn. Pack	Ctn. Wt. (lbs.)	List	Direct Net (ea.)	
								1-23	24+
IMC12Q-TS100-2W	12" 250W coaxial	70V 100W	2 cu.ft.	14.6" dia.	1	52	1247.92	623.96	599.00
IMC12P-TS100-2W	12" 150W coaxial	70V 100W	2 cu.ft.	14.6" dia.	1	41	997.92	498.96	479.00
IMC8P-TS32-2W	8" 100W coaxial	70V 32W	2 cu.ft.	14.6" dia.	1	41	747.92	373.96	359.00
IMC8A-TS32-1W	8" 50W coaxial	70V 32W	1.25 cu.ft.	11.8" dia.	1	23	518.76	259.38	249.00

\*Overall diameter (approx.). Black grille/enclosure available upon request—call for pricing.

**8" Speaker w/Beam Clamp (#BC810-72).** Fully contained 8" speaker assembly features clamps to mount to an open beam or truss, and externally accessible leads that exit through a metal strain-relief clamp. Includes 8" dual cone driver w/dual-voltage transformer, steel enclosure and grille.

Model No.	Driver	Transformer	Enclosure	Overall Diameter (with grille)	Std. Ctn. Pack	Ctn. Wt. (lbs.)	List	Direct Net (ea.)	
								1-49	50+
BC810-72	8" 15W dual cone	25/70V 5W	.15 cu.ft.	12.88"	4	24	81.14	40.57	38.95

**8" Surface-Mount Speaker (DSL/DSQ Series).** For background music and paging, these surface-mount speakers include an 8" dual cone driver w/dual-voltage transformer, steel enclosure (straight or sloped front) and grille. White finish. Optional volume control knob.

Model No.	Driver	Transformer	Enclosure H x W	Front	VC	Std. Ctn. Pack	Ctn. Wt. (lbs.)	List	Direct Net (ea.)	
									1-49	50+
DSL-805-72	8" 12W dual cone	25/70V 5W	11.3" x 11.5"	Sloped	---	4	26	82.82	41.41	39.75
DSL-805-72K	8" 12W dual cone	25/70V 5W	11.3" x 11.5"	Sloped	✓	4	24	97.86	48.93	46.97
DSQ-805-72	8" 12W dual cone	25/70V 5W	11.3" x 11.5"	Straight	---	5	34	78.94	39.47	37.89

**8" Surface-Mount Speaker (SL Series).** For background music and paging, SL speakers feature particle-board housing w/walnut laminate finish, an open back w/rear hangar bracket at top edge, sloped front, and black fabric grille. Optional volume control knob.

Model No.	Driver	Transformer	Enclosure H x W	Grille	VC	Std. Ctn. Pack	Ctn. Wt. (lbs.)	List	Direct Net (ea.)	
									1-49	50+
SL-810-72	8" 15W dual cone	25/70V 5W	10.5" x 9.5"	Fabric	---	2	14	81.14	40.57	38.95
SL-810-72K	8" 15W dual cone	25/70V 5W	10.5" x 9.5"	Fabric	✓	2	14	91.04	45.52	43.70

**Indoor/Outdoor Surface-Mount Speaker (OS Series).** For high fidelity music and voice reinforcement—indoor or protected outdoor applications—the OS Series speaker provides excellent sound reproduction at 8ohms, 25V, 70V, or 100V. Includes choice of driver w/transformer, molded plastic housing w/weather-resistant terminal cover, fine mesh aluminum grille, and adjustable U-bracket. Black or white. Optional omni-directional bracket adds mounting versatility.

Model No.	Driver	Transformer	Application	Color	Std. Ctn. Pack	Ctn. Wt. (lbs.)	List	Direct Net (ea.)	
								1-5	6+
OS-150TB	8" 150W two-way	70V 60W	Pattern control	Black	1	21	395.72	197.86	189.95
OS-150TW	8" 150W two-way	70V 60W	Pattern control	White	1	21	395.72	197.86	189.95
OS-100TB	6-1/2" 100W two-way	70V 60W	Wide dispersion	Black	1	9	208.22	104.11	99.95
OS-100TW	6-1/2" 100W two-way	70V 60W	Wide dispersion	White	1	9	208.22	104.11	99.95
OS-50TB	5-1/4" 50W two-way	70V 15W	Wide dispersion, value	Black	1	6	160.32	80.16	76.95
OS-50TW	5-1/4" 50W two-way	70V 15W	Wide dispersion, value	White	1	6	160.32	80.16	76.95

Accessories specific to this series:

OS-BRKT-B	Omni-directional bracket for OS-50 or OS-100	Black	1	2	45.32	22.66	21.75
OS-BRKT-W	Omni-directional bracket for OS-50 or OS-100	White	1	2	45.32	22.66	21.75

**In-Ceiling Speaker (ES Series).** The ES speaker for in-ceiling/wall applications delivers full-frequency response for music plus excellent intelligibility for speech—all in a quick-install package. The line has expanded with two 8" speakers, an 8" subwoofer and a 5-1/4" speaker. Each model includes driver w/transformer, steel enclosure w/reversible mounting dogs and Phoenix-style connectors, white press-fit grille w/pull tool, C-ring w/support rails, plastic paint shield for driver, and paper template to mark mounting holes. UL Listed. See spec sheets for complete information.

Model No.	Driver	Transformer	Overall Diameter (w/trim ring)	Overall Depth	Std. Ctn. Pack	Ctn. Wt. (lbs.)	List	Direct Net (ea.)	
								1-19	20+
ES-82CDT	8" 150W coaxial compression	70V 120W	12.89"	11.03"	2	52	528.22	264.11	253.55
ES-82T	8" 120W coaxial	70V 120W	12.89"	11.03"	2	44	312.40	156.20	149.95
ES-8TSUB	8" 120W subwoofer	70V 120W	12.89"	11.03"	2	48	360.10	180.05	172.85
ES-62T	6-1/2" 50W coaxial	70V 32W	9.84"	10.16"	2	23	185.30	92.65	88.94
ES-52T	5-1/4" 30W coaxial	70V 16W	9.84"	10.16"	2	21	159.88	79.94	76.74
ES-4T	4" 25W dual cone	70V 16W	8.27"	6.22"	2	15	117.60	58.80	56.45

Accessories specific to this series:

ES-8-RIB	Rough-in bridge for 8" speaker (use before drywall is installed)	10	40	27.90	13.95	13.39
ES-6-RIB	Rough-in bridge for 5-1/4" or 6-1/2" speaker (use before drywall is installed)	10	24	19.90	9.95	9.55
ES-4-RIB	Rough-in bridge for 4" speaker (use before drywall is installed)	10	30	19.90	9.95	9.55
				List	1-49	50+
ES-6-RTR	Retrofit trim ring for 5" or 6" speaker	10	10	24.92	12.46	11.96
ES-4-RTR	Retrofit trim ring for 4" speaker	10	10	24.92	12.46	11.96

**Recessed Ceiling Speaker Kit (#RPAK-810-72).** For general purpose paging and distributed music applications, the RPAK kit includes a set of two speakers: (2) 8" 15W dual cone drivers, (2) dual-voltage transformers, (2) white steel enclosures, (2) white steel grilles, and (2) tile-bridges.

Model No.	Driver	Transformer	Enclosure	Grille	Std. Ctn. Pack	Ctn. Wt. (lbs.)	List	Direct Net (ea.)	
								1-49	50+
RPAK-810-72	8" 15W dual cone	25/70V 5W	10" dia. x 4"D	12.88" dia.	1 kit	17	155.32	77.66	74.55



OS-50TW



OS-150TB



ES-82CDT



ES-62T



ES-4T



RPAK-810-72 (1 shown, includes 2)



LT-8A-Vb



LT-8A-T870-Vb



LT-4A-Vb



LT-830-870



LT-830-870-BB



LT-810-72



LT-810-72-BB



LT2-8A-Vb



LT2-8A-TM32-Vb



LT2-810-BB



LT2-810-72-BB

**1x2 Lay-in Tile Ceiling Speaker (LT Series).** For a variety of applications—from pro sound to background music and paging—this speaker assembly is designed for quick installation and includes choice of driver w/optional transformer, 1x2 grille w/subplate, optional enclosure, and optional volume control (VC). The enclosure features a restraint tab and hole for two-cable code compliance. Patented\*\* 1x2 design includes integral T-bar to support neighboring non-regular tile.

Model No.	Driver	Transformer	Enclosure	Grille	VC	Std. Ctn. Pack	Ctn. Wt. (lbs.)	List	Direct Net (ea.)	
									1-49	50+
<i>Pro Sound Assemblies:</i>										
LT-8A-Vb*	8" 50W coaxial	---	.8 cu.ft.	1x2	---	1	20	208.22	104.11	99.95
LT-8A-T870-Vb*	8" 50W coaxial	70V 8W	.8 cu.ft.	1x2	---	1	21	240.94	120.47	115.65
LT-6A-T870-Vb	6" 40W coaxial	70V 8W	.8 cu.ft.	1x2	---	1	20	262.40	131.20	125.95
LT-6A-TM16-Vb	6" 40W coaxial	70V 16W	.8 cu.ft.	1x2	---	1	21	289.56	144.78	138.99
LT-4A-Vb	4" 30W coaxial	---	.8 cu.ft.	1x2	---	1	18	216.56	108.28	103.95
LT-4A-T870-Vb	4" 30W coaxial	70V 8W	.8 cu.ft.	1x2	---	1	20	247.82	123.91	118.95

*Background Music & Paging Assemblies:*

LT-830-BB	8" 20W coaxial	---	.147 cu.ft.	1x2	---	2	22	124.78	62.39	59.89
LT-830-870	8" 20W coaxial	70V 8W	---	1x2	---	2	22	135.32	67.66	64.95
LT-830-870-BB	8" 20W coaxial	70V 8W	.147 cu.ft.	1x2	---	2	22	151.98	75.99	72.95
LT-810	8" 15W dual cone	---	---	1x2	---	2	18	83.22	41.61	39.95
LT-810-72	8" 15W dual cone	25/70V 5W	---	1x2	---	2	20	95.72	47.86	45.95
LT-810-72-VC	8" 15W dual cone	25/70V 5W	---	1x2	✓	2	21	118.64	59.32	56.95
LT-810-BB	8" 15W dual cone	---	.147 cu.ft.	1x2	---	2	20	103.96	51.98	49.90
LT-810-72-BB	8" 15W dual cone	25/70V 5W	.147 cu.ft.	1x2	---	2	24	116.56	58.28	55.95
LT-810-72-BB-VC	8" 15W dual cone	25/70V 5W	.147 cu.ft.	1x2	✓	2	24	139.48	69.74	66.95
LT-410-72-BB	4" 15W single cone	25/70V 5W	.147 cu.ft.	1x2	---	2	22	134.90	67.45	64.75
LT-410-870-BB	4" 15W single cone	70V 8W	.147 cu.ft.	1x2	---	2	18	155.94	77.97	74.85

\*UL Listed

Note: LT speakers with Vb enclosure are made to order.

\*\*U.S. Patents 7120269, D467579, 7643647

**2x2 Lay-in Tile Ceiling Speaker (LT2 Series).** Speaker assembly designed for quick installation includes choice of driver w/optional transformer, 2x2 grille w/subplate, enclosure, and optional volume control (VC). The enclosure features restraint tabs for two-cable code compliance.

Model No.	Driver	Transformer	Enclosure	Grille	VC	Std. Ctn. Pack	Ctn. Wt. (lbs.)	List	Direct Net (ea.)	
									1-49	50+
<i>Pro Sound Assemblies:</i>										
LT2-8A-Vb*	8" 50W coaxial	---	.8 cu.ft.	2x2	---	2	50	257.82	128.91	123.75
LT2-8A-T870-Vb*	8" 50W coaxial	70V 8W	.8 cu.ft.	2x2	---	2	50	286.30	143.15	137.42
LT2-8A-TM32-Vb	8" 50W coaxial	70V 32W	.8 cu.ft.	2x2	---	2	54	344.28	172.14	165.25
<i>Foreground Music Assemblies:</i>										
LT2-830-T870-Vb	8" 20W coaxial	70V 8W	.8 cu.ft.	2x2	---	2	48	266.56	133.28	127.95
LT2-830-TM16-Vb	8" 20W coaxial	70V 16W	.8 cu.ft.	2x2	---	2	58	310.32	155.16	148.95

*Background Music & Paging Assemblies:*

LT2-810-BB	8" 15W dual cone	---	.147 cu.ft.	2x2	---	2	36	147.82	73.91	70.95
LT2-810-72-BB	8" 15W dual cone	25/70V 5W	.147 cu.ft.	2x2	---	2	36	158.22	79.11	75.95
LT2-810-72-BB-VC	8" 15W dual cone	25/70V 5W	.147 cu.ft.	2x2	✓	2	36	179.06	89.53	85.95

\*UL Listed

## SOUND MASKING SPEAKERS

**1x2 Lay-in Tile Ceiling Speaker w/Sound Masking (LT-810-SM Series).** Each unit includes two (2) drivers w/transformers—one fires down for music/paging, the other fires up for sound masking. The assembly is designed for quick installation and features a 1x2 grille w/subplate plus an enclosure w/restraint tab and hole for two-cable code compliance. Optional volume control (masking speaker only). Patented\*\* 1x2 design includes integral T-bar to support neighboring non-regular tile.

Model No.	Drivers	Transformers	Enclosure	Grille	VC	Std. Ctn. Pack	Ctn. Wt. (lbs.)	List	Direct Net (ea.)	
									1-49	50+
LT-810-SM810*	8" 15W dual cone (2)	70V 4W (2)	700 cu.in.	1x2	---	1	21	291.14	145.57	139.75
LT-810-SM810-VL*	8" 15W dual cone (2)	70V 4W (2)	700 cu.in.	1x2	✓	1	22	327.04	163.52	156.98

\*UL Listed

\*\*U.S. Patents 7120269, D467579, 7643647

**2x2 Lay-in Tile Ceiling Speaker w/Sound Masking (LT2-810-SM Series).** Each unit includes two (2) drivers w/transformers—one fires down for music/paging, the other fires up for sound masking. The assembly is designed for quick installation and features a 2x2 grille w/subplate plus an enclosure w/restraint tabs for two-cable code compliance. Optional volume control (masking speaker only).

Model No.	Drivers	Transformers	Enclosure	Grille	VC	Std. Ctn. Pack	Ctn. Wt. (lbs.)	List	Direct Net (ea.)	
									1-49	50+
LT2-810-SM810*	8" 15W dual cone (2)	70V 4W (2)	700 cu.in.	2x2	---	2	54	319.80	159.90	153.50
LT2-810-SM810-VL*	8" 15W dual cone (2)	70V 4W (2)	700 cu.in.	2x2	✓	2	54	355.72	177.86	170.75

\*UL Listed

**Above Ceiling Sound Masking Speaker w/Hangers (SM Series).** SM sound masking speakers for above-ceiling installation include choice of driver, transformer, square or round steel enclosure w/integral grille, and hangers w/4" chain and S-hook. Drivers: 8" 50W coaxial, 8" 15W dual cone, 8" 12W dual cone, 4" 15W single cone. UL Listed (UL1480 or UL1480A). UL2043 suitable for plenum space. CSA C22.2 No. 205-M1983 (Canada).

Model No.	Driver	Transformer	Enclosure	Color	Mtg. Aids	Std. Ctn. Pack	Ctn. Wt. (lbs.)	List	Direct Net (ea.)	
									1-49	50+
SM820A	8" 50W coaxial	70V 4W	760 cu.in. square	Black	Hangers	4	48	136.48	68.24	65.51
SM810A	8" 15W dual cone	70V 4W	760 cu.in. square	Black	Hangers	4	40	115.92	57.96	55.64
SM810AW*	8" 15W dual cone	70V 4W	760 cu.in. square	White	Hangers	4	40	122.90	61.45	58.99
SM805A	8" 12W dual cone	70V 4W	325 cu.in. round	Black	Hangers	4	22	90.20	45.10	43.30
SM410A	4" 15W single cone	70V 4W	760 cu.in. square	Black	Hangers	4	44	149.86	74.93	71.93
<i>Accessories specific to this series:</i>									List	1+
SM-BR	Bridge rails, 1 pr						1 pr	2	23.70	11.85

\*Speakers w/white enclosures are made to order.

**Above Ceiling Sound Masking Speaker w/Bridge Rails (SM--BR Series).** Speaker ships ready to install w/factory-mounted bridge rails. Includes driver, transformer, and black steel enclosure w/integral grille. Drivers: 8" 50W coaxial, 8" 15W dual cone, 4" 15W single cone. UL1480 Listed. UL2043 suitable for plenum space. CSA C22.2 No. 205-M1983 (Canada).

Model No.	Driver	Transformer	Enclosure	Color	Mtg. Aids	Std. Ctn. Pack	Ctn. Wt. (lbs.)	List	Direct Net (ea.)	
									1-49	50+
SM820A-BR	8" 50W coaxial	70V 4W	760 cu.in. square	Black	Rails	4	53	150.20	75.10	72.10
SM810A-BR	8" 15W dual cone	70V 4W	760 cu.in. square	Black	Rails	4	44	135.30	67.65	64.94
SM410A-BR	4" 15W single cone	70V 4W	760 cu.in. square	Black	Rails	4	44	163.48	81.74	78.47

\*Speakers w/factory-mounted rails are made to order.



LT-810-SM810



LT-810-SM810-VL



LT2-810-SM810



LT2-810-SM810-VL



SM810A



SM810AW\*



SM805A




SM810A-BR

# HORNS

**Double Re-entrant Horn (LH Series).** For clear voice paging and tone signaling in indoor or protected outdoor applications, the weather-resistant assembly w/aluminum housing ships ready to install. It features a universal swivel mounting bracket and easy two-wire hookup to rear access screw terminals. Optional wiring compartment covers for IP66 rating (water/dust resistance).



LH-30TA



LHA-30G LHA-30C

Model No.	Driver	Transformer	Enclosure	Std.Ctn. Pack	Ctn.Wt. (lbs.)	List	Direct Net (ea.)	
							1-5	6+
LH-30TA	30W compression	25/70/100V	10.37" dia. x 10.63"D	6	30	185.94	92.97	89.25
LH-15TA	15W compression	25/70/100V	8.94" dia. x 9.38"D	8	40	142.80	71.40	68.54

Accessories specific to this series:

Model No.	Description	Std.Ctn. Pack	Ctn.Wt. (lbs.)	List	1-5	6+
LHA-30C	Wiring compartment cover for conduit (for #LH-30TA)	1	1	15.18	7.59	7.29
LHA-30G	Wiring compartment cover for cable (for #LH-30TA)	1	1	18.16	9.08	8.72
LHA-15C	Wiring compartment cover for conduit (for #LH-15TA)	1	1	15.18	7.59	7.29
LHA-15G	Wiring compartment cover for cable (for #LH-15TA)	1	1	18.16	9.08	8.72

**Unihorn® General Signaling (#LUH-15TA, #LUH-15TX).** Universal-mount paging horn can be used for recessed or surface-mount applications in concrete block, brick, plaster, drywall or acoustic tile. Cast aluminum housing w/Network Grey finish. UL1480A Listed general signaling (US), UL2043 suitable for plenum space (US), CSA C22.2 No. 205-12 Listed general signaling (Canada).



UL LISTED LUH-15TA



LUH-15TX



LUH-BRKT

Model No.	Driver	Transformer	8ohm	Mtg. Dogs	Trim Ring	Press Grille	General Signaling	Fire Protective	Intercom Systems*	Std.Ctn. Pack	Ctn.Wt. (lbs.)	List	Direct Net (ea.)	
													1-5	6+
LUH-15TA	15W	25/70/100V	✓	✓	✓	✓	✓	---	✓	1	7	239.36	119.68	114.89
LUH-15TX	15W	25/70/100V	✓	---	---	---	✓	---	✓	1	7	228.86	114.43	109.85

Accessories specific to the Unihorn:

Model No.	Description	Std.Ctn. Pack	Ctn.Wt. (lbs.)	List	1-5	6+
LUH-BOX	Stainless steel box (recessed or surface-mount), Network Grey, indoor/outdoor	6	24	174.56	87.28	83.79
LUH-BOX-INT	CRS steel box (recessed or surface-mount), Network Grey, indoor only	6	24	95.20	47.60	45.70
LUH-TBAR	Galvanized steel T-bridge, indoor only	10	20	21.86	10.93	10.49
LUH-TP	Aluminum trim plate, Network Grey, indoor/outdoor	20	12	37.32	18.66	17.91
LUH-RIB	Steel rough-in bridge, indoor only	10	30	18.64	9.32	8.95
LUH-VRG	Cast aluminum vandal-resistant grille, Network Grey, indoor/outdoor	10	20	65.52	32.76	31.45
				List	1+	
LUH-BRKT†	Aluminum U-bracket, indoor/outdoor, Network Grey	1	1	21.18	10.59	

\*Model can be used with intercom systems (25V only)

†Bracket is not for use with #LUH-15T

**Unihorn® Fire Protective Signaling (#LUH-15T).** UL1480 5th edition Listed (US), UL2043 suitable for plenum space (US), Calif. state fire marshal approved, CSA C22.2 No. 205-M1983 Listed for electrical safety only (Canada). Most accessories listed above also fit this model. *Note: Model #LUH-15T has been discontinued and is available in limited quantities.*



UL LISTED LUH-15T

Model No.	Driver	Transformer	8ohm	Mtg. Dogs	Trim Ring	Press Grille	General Signaling	Fire Protective	Intercom Systems	Std.Ctn. Pack	Ctn.Wt. (lbs.)	List	Direct Net (ea.)	
													1-5	6+
LUH-15T	15W	25/70V	---	✓	✓	✓	✓	✓	---	1	7	216.92	108.46	104.12

# DRIVERS & COMPONENTS

**Driver w/Optional Transformer.**

Model No.	Description	Application	Transformer	Mounting Depth	Std.Ctn. Pack	Ctn.Wt. (lbs.)	List	Direct Net (ea.)	
								1-49	50+
12Q250	12" 250W coaxial	Pro sound	---	7.60"	1	23	790.62	395.31	379.50
12P150	12" 150W coaxial	Pro sound	---	7.13"	1	12	424.68	212.34	203.85
							List	1-99	100+
8P100	8" 100W coaxial	Pro sound	---	5.40"	1	11	288.54	144.27	138.50
8A50	8" 50W coaxial	Pro sound	---	3.85"	4	20	70.72	35.36	33.95
8A50-T870	8" 50W coaxial	Pro sound	70V 8W	6.25"	1	6	106.14	53.07	50.95
8A50-T870-S	8" 50W coaxial	Pro sound	70V 8W	4.10"	1	6	121.36	60.68	58.25
8A50-TM1670	8" 50W coaxial	Pro sound	70V 16W	6.25"	1	7	145.72	72.86	69.95
8A50-TM1670-S	8" 50W coaxial	Pro sound	70V 16W	4.10"	1	7	161.66	80.83	77.60
8A50-TS3270	8" 50W coaxial	Pro sound	70V 32W	7.80"	4	44	203.22	101.61	97.55
CT830A	8" 20W coaxial	Music/paging	---	3.20"	16	48	50.72	25.36	24.35
CT830A-T72	8" 20W coaxial	Music/paging	25/70V 5W	3.20"	16	50	60.94	30.47	29.25
CT830A-T470	8" 20W coaxial	Music/paging	70V 4W	3.20"	16	48	69.96	34.98	33.58
CT830A-T870	8" 20W coaxial	Music/paging	70V 8W	3.30"	16	64	78.34	39.17	37.60
810	8" 15W dual cone	Music/paging	---	2.84"	16	32	26.64	13.32	12.79
810-T72	8" 15W dual cone	Music/paging	25/70V 5W	2.84"	16	42	33.30	16.65	15.98
810-T470	8" 15W dual cone	Music/paging	70V 4W	2.84"	16	48	59.86	29.93	28.73
810-T870	8" 15W dual cone	Music/paging	70V 8W	3.00"	16	48	70.80	35.40	33.98
8C10MRB	8" 15W single cone	Music/paging	---	2.84"	16	32	41.92	20.96	20.12
8C10MRB-T72	8" 15W single cone	Music/paging	25/70V 5W	2.84"	16	45	48.44	24.22	23.25
8C10DVCA-2T72	8" 15W single cone	Music/paging	25/70V 5W (2)	2.84"	16	48	57.88	28.94	27.78
4A30	4" 30W coaxial	Pro sound	---	2.25"	6	9	58.22	29.11	27.95
4A30-T870	4" 30W coaxial	Pro sound	70V 8W	3.80"	6	24	83.02	41.51	39.85
JR410	4" 15W single cone	Music/paging	---	2.08"	16	16	26.30	13.15	12.62
JR410-T72	4" 15W single cone	Music/paging	25/70V 5W	3.52"	8	24	47.60	23.80	22.85
JR410-T470	4" 15W single cone	Music/paging	70V 4W	3.71"	8	24	65.62	32.81	31.50
JR410-T870	4" 15W single cone	Music/paging	70V 8W	3.90"	8	24	70.80	35.40	33.98



12Q250



12P150



8P100



CT830A



8A50



810



4A30



TLS-10070



TLM-3270A



TLM-572

**Line Matching Transformers (TLS & TLM Series).**

Model No.	Primary Voltage	Power Rating	Primary Taps	Secondary Impedance	Std.Ctn. Pack	Ctn.Wt. (lbs.)	List	Direct Net (ea.)	
								1-5	6+
TLS-10070	70V	100W	100, 64, 32, 16W	4, 8 ohms	4	32	189.50	94.75	90.96
TLS-3270	70V	32W	32, 16, 8W	4, 8 ohms	1	5	121.66	60.83	58.40
TLM-10070A	70V	100W	100, 64, 32, 16W	4, 8 ohms	1	5	140.72	70.36	67.55
TLM-3270A	70V	32W	32, 16, 8W	4, 8 ohms	1	4	95.06	47.53	45.63
TLM-1670A	70V	16W	16, 8, 4W	4, 8 ohms	1	2	71.44	35.72	34.29
TLM-870	70V	8W	8, 4, 2, 1W	4, 8 ohms	6	6	32.96	16.48	15.82
TLM-470	70V	4W	4, 2, 1, 0.5W	8 ohms	6	12	25.94	12.97	12.45
							List	1-23	24+
TLM-572	25V/70V	5W	5, 2, 1, 0.5, 0.25W	8 ohms	24	24	15.80	7.90	7.58



WB12-12P150



WB8-8A50-T870



C1830-870



R1810-72



RT1810-72



D1410-72



D6410-72



IBOX-2

**Coaxial Driver + Grille for General Signaling (WB Series).** The WB speaker assemblies are UL1480 Listed and UL2043 suitable for use in return air plenum space (recessed models) only when used in conjunction with approved enclosures noted in the chart below (order separately). Drivers: 12" 150W coaxial, 8" 50W coaxial, 4" 30W coaxial; Transformer: 70V 8W; Grilles: 17.25" dia., 12.88" dia., 7.25" dia. (screw-mount or torsion).

Model No.	Driver	Transformer	Grille	Appvd. Enclosure (order separately)	Std. Ctn. Pack	Ctn. Wt. (lbs.)	List	Direct Net (ea.)	
								1-49	50+
WB12-12P150	12" 150W coaxial	---	17.25" dia. screw	ULXCP1210-TM100*	1	15	513.44	256.72	246.45
WB8-8A50-T870	8" 50W coaxial	70V 8W	12.88" dia. screw	XCP87	4	28	181.98	90.99	87.35
WB4-4A30-T870	4" 30W coaxial	70V 8W	7.25" dia. screw	DX104	6	18	112.26	56.13	53.88
WB4T-4A30-T870	4" 30W coaxial	70V 8W	7.25" dia. torsion	DX104-T	12	36	123.84	61.92	59.44

\*Unique backbox for this assembly has 70V 100W transformer mounted inside.

**8" 20W Coaxial Driver + Grille (#C1830-870).** Speaker assembly w/wide dispersion and clear intelligibility features an 8" 20W coaxial driver, 70V 8W transformer, and 17.25" dia. screw-mount grille. Order enclosure separately.

Model No.	Driver	Transformer	Grille	Enclosure	Std. Ctn. Pack	Ctn. Wt. (lbs.)	List	Direct Net (ea.)	
								1-99	100+
C1830-870	8" 20W coaxial	70V 8W	12.88" dia. screw	---	6	33	83.22	41.61	39.95

**8" 15W Dual Cone Driver + Grille (R Series).** For paging and distributed music, 8" speaker assemblies combine an 8" 15W dual cone driver with 25/70V 5W dual-voltage transformer, and round or square grille. Optional volume control. Order enclosure separately.

Model No.	Driver	Transformer	Grille	VC	Std. Ctn. Pack	Ctn. Wt. (lbs.)	List	Direct Net (ea.)	
								1-99	100+
R1810-72	8" 15W dual cone	25/70V 5W	12.88" dia. screw	---	6	25	47.82	23.91	22.95
R1810-72K	8" 15W dual cone	25/70V 5W	12.88" dia. screw	Knob	6	25	66.56	33.28	31.95
R1810-72S	8" 15W dual cone	25/70V 5W	12.88" dia. screw	Slot	6	23	68.64	34.32	32.95
RT1810-72	8" 15W dual cone	25/70V 5W	12.88" dia. torsion	---	6	24	72.40	36.20	34.75
R7810-72	8" 15W dual cone	25/70V 5W	11.44" square	---	6	36	74.48	37.24	35.75
R7810-72K	8" 15W dual cone	25/70V 5W	11.44" square	Knob	6	36	93.22	46.61	44.75

**4" 15W Single Cone Driver + Grille (D Series).** For very wide dispersion w/full fidelity, the 4" speaker assemblies combine a 4" 15W single cone driver with 25/70V dual-voltage transformer, and round or square grille. Order enclosure separately.

Model No.	Driver	Transformer	Grille	VC	Std. Ctn. Pack	Ctn. Wt. (lbs.)	List	Direct Net (ea.)	
								1-99	100+
D1410-72	4" 15W single cone	25/70V 5W	7.25" dia. screw	---	12	36	64.48	32.24	30.95
D3410-72	4" 15W single cone	25/70V 5W	8.56" dia. torsion	---	6	18	97.82	48.91	46.95
D6410-72	4" 15W single cone	25/70V 5W	7.00" square	---	12	36	81.14	40.57	38.95

**Enclosures—Flown.** Steel enclosure w/black powder epoxy finish is a rigidly braced fabrication of welded and unitized heavy gauge steel w/damping to eliminate acoustical and mechanical resonance. It's suitable for flown or recessed applications. Includes acoustical fiberboard and 1.5" lining, four 1/4-20 forged eyebolts, and mounting flange that projects for efficient installation in plaster, poured concrete, sheetrock, or suspended tile ceiling. Order grille and driver separately.

Model No.	For Driver	For Grille	Enc. Size	Enc. Depth	Enc. Volume	Material	Finish	Std. Ctn. Pack	Ctn. Wt. (lbs.)	List	Direct Net (ea.)	
											1-49	50+
IBOX-2	12" driver	Screw	18" x 23.75"	8.06"	2.0 cu.ft.	Steel	Black	1	25	343.96	171.98	165.10
IBOX-3	12" driver	Screw	18" x 23.75"	12.11"	3.0 cu.ft.	Steel	Black	1	38	391.58	195.79	187.96

**Enclosures—Recessed.** Enclosures for various drivers. Order driver and grille separately.

Model No.	For Driver	For Grille	Enc. Size	Enc. Depth	Enc. Volume	Material	Finish	Std. Ctn. Pack	Ctn. Wt. (lbs.)	List	Direct Net (ea.)	
											1-49	50+
ULXCP1210-TM100 † ^			14.38" dia.	10.50"*	0.90 cu.ft.	Steel	Black	1	12	305.50	152.75	146.64
XCP-1210	12" driver	Screw	14.38" dia.	10.50"*	0.90 cu.ft.	Steel	Black	1	12	160.76	80.38	77.16
8PSBX	8" driver	Screw	10.00" dia.	4.00"	0.15 cu.ft.	Plastic	Black	10	6	13.30	6.65	6.38
8XD4	8" driver	Screw	10.00" dia.	4.00"	0.15 cu.ft.	Steel	White	10	20	17.98	8.99	8.63
8XD4-P	8" driver	Screw	10.00" dia.	4.00"	0.15 cu.ft.	Steel	White	10	20	17.98	8.99	8.63
8XD4-S	8" driver	Screw	10.00" dia.	4.00"	0.15 cu.ft.	Steel	White	10	20	22.60	11.30	10.85
BME84**	8" driver	Either	10.06" dia.	4.06"	0.19 cu.ft.	Steel	Black	3	11	44.68	22.34	21.45
BME87**	8" driver	Either	10.06" dia.	6.69"	0.31 cu.ft.	Steel	Black	2	6	51.78	25.89	24.85
CP84	8" driver	Screw	12.00" dia.	4.06"	0.27 cu.ft.	Steel	Black	5	20	33.92	16.96	16.28
CP87	8" driver	Screw	12.00" dia.	6.69"	0.44 cu.ft.	Steel	Black	3	15	47.88	23.94	22.98
CP810	8" driver	Screw	12.00" dia.	10.06"	0.66 cu.ft.	Steel	Black	2	10	61.98	30.99	29.75
DX108	8" driver	Screw	15.00" dia.	10.50"	1.07 cu.ft.	Steel	Black	2	18	96.78	48.39	46.45
IX810	8" driver	Torsion	10.06" dia.	10.06"	0.41 cu.ft.	Steel	Black	1	8	91.20	45.60	43.78
IX810-EL	8" driver	Torsion	10.06" dia.	10.06"	0.41 cu.ft.	Steel	Black	1	8	104.96	52.48	50.38
XCP84	8" driver	Either	10.06" dia.	4.06"	0.19 cu.ft.	Steel	Black	5	15	28.76	14.38	13.80
XCP84-S	8" driver	Either	10.06" dia.	4.06"	0.19 cu.ft.	Steel	Black	5	15	29.98	14.99	14.39
XCP87 ^	8" driver	Either	10.06" dia.	6.69"	0.31 cu.ft.	Steel	Black	3	12	45.30	22.65	21.74
XCP810	8" driver	Either	10.06" dia.	10.06"	0.46 cu.ft.	Steel	Black	2	10	55.72	27.86	26.75
P68X	8" driver	Screw	10.00" sq.	4.00"	0.23 cu.ft.	Steel	Black	5	20	31.92	15.96	15.32
P68X-6	8" driver	Screw	10.00" sq.	6.00"	0.35 cu.ft.	Steel	Black	3	18	48.34	24.17	23.20
P875X-4	8" driver	Screw	8.81" sq.	4.00"	0.18 cu.ft.	Steel	Black	5	15	30.72	15.36	14.75
P875X-6	8" driver	Screw	8.81" sq.	6.00"	0.27 cu.ft.	Steel	Black	3	9	40.92	20.46	19.64
RE1175-T	8" driver	Torsion	11.75" sq.	4.00"	0.32 cu.ft.	Steel	Black	6	24	53.50	26.75	25.68
CP4	4" driver	Screw	6.31" dia.	4.00"	0.07 cu.ft.	Steel	Black	12	12	35.30	17.65	16.94
DX104 ^	4" driver	Screw	10.00" dia.	6.75"	0.31 cu.ft.	Steel	Black	8	32	53.44	26.72	25.65
DX104-T ^	4" driver	Torsion	10.00" dia.	6.75"	0.31 cu.ft.	Steel	Black	8	32	66.26	33.13	31.80
P625X	4" driver	Screw	6.25" sq.	4.00"	0.09 cu.ft.	Steel	Black	12	24	33.30	16.65	15.98

† Includes a transformer mounted inside – for use w/speaker assembly #WB12-12P150 (pg. 10)

\* Dimensions include rear bracket.

\*\* BME enclosures (for retrofit applications) include a mounting ring.

^ UL Listed when used w/speaker assembly on spec sheet.

**Enclosures—Surface-Mount.** Enclosures for 8" drivers. Order driver and grille separately.

Model No.	For Driver	For Grille	Enc. Size	Enc. Depth	Enc. Volume	Material	Finish	Std. Ctn. Pack	Ctn. Wt. (lbs.)	List	Direct Net (ea.)	
											1-49	50+
CB84	8" driver	Screw	12.31" sq.	4.0"	.35 cu.ft.	Steel	White	6	36	59.90	29.95	28.75
CB84-SG	8" driver	Screw	11.50" sq.	4.0"	.31 cu.ft.	Steel	White	6	30	53.58	26.79	25.72
CB84-SGVP	8" driver	Screw	11.50" sq.	4.0"	.31 cu.ft.	Steel	White	6	42	61.54	30.77	29.54
CB86-6	8" driver*	Screw	9.56" sq.	5.94"	.31 cu.ft.	Steel	White	3	18	67.92	33.96	32.60
CB88	8" driver	Screw	12.56" sq.	7.94"	.73 cu.ft.	Steel	White	3	30	87.46	43.73	41.98
CB44	4" driver	Screw	7.13" sq.	4.25"	.13 cu.ft.	Steel	White	12	36	47.80	23.90	22.94

\* Enclosure can be used with 8" driver if used with grille #SQLK-8L.

**Baffles.** Surface-mount ceiling/wall baffle for 8" driver (order separately).

Model No.	Description	Dimensions	Depth	Material	Grille	Std. Ctn. Pack	Ctn. Wt. (lbs.)	List	Direct Net (ea.)	
									1-49	50+
BSG-8	Two-way	11.56" sq.	4.25"	Steel	Steel	6	42	150.42	75.21	72.20
DSQ-8	Square-front	11.3" x 11.5"	4.0"	Steel	Steel	4	32	58.22	29.11	27.95
DSL-8	Sloped-front	11.3" x 11.5"	5.29"	Steel	Steel	4	20	62.44	31.22	29.97
SL8-W	Sloped-front	10.55" x 9.47"	5.5"	Particle board w/lam*	Fabric	2	8	51.70	25.85	24.82

\* Particle board w/wood laminate finish, open back.



8XD4-P



BME-84



CP-87



XCP84-S




RE1175-T



CP4



CB84-SGVP



CB88




BSG-8



DSL-8



A8-AW



CN-8M



WB-4

**Grilles—Round.** Screw-mount and torsion grilles are sized to fit standard E.I.A. speaker drivers. All grilles have a white finish. Order driver and enclosure separately.

Model No.	For Driver	Grille Size	Mtg. Style	Material	Std. Ctn. Pack	Ctn. Wt. (lbs.)	List	Direct Net (ea.)	
								1-49	50+
RS12-AW	12" driver	16.63" dia.	Screw	Aluminum	20	20	67.00	33.50	32.16
WB-12	12" driver	17.25" dia.	Screw	Steel	10	30	75.50	37.75	36.24
A8-AW	8" driver	12.88" dia.	Screw	Aluminum	20	20	27.00	13.50	12.96
CN-8M	8" driver	12.50" dia.	Torsion	Steel	8	16	62.46	31.23	29.98
CS-8H	8" driver	12.88" dia.	Screw	Steel	10	20	35.38	17.69	16.98
LO8-P	8" driver	12.63" dia.	Screw	Plastic	10	6	8.70	4.35	4.18
RS8-AW	8" driver	12.63" dia.	Screw	Aluminum	10	10	33.30	16.65	15.98
WB-8	8" driver	12.88" dia.	Screw	Steel	10	20	17.80	8.90	8.54
WB-8T	8" driver	12.88" dia.	Torsion	Steel	10	20	26.92	13.46	12.92
CN-4M	4" driver	8.56" dia.	Torsion	Steel	40	40	55.98	27.99	26.87
WB-4	4" driver	7.25" dia.	Screw	Steel	48	48	17.84	8.92	8.56
WB-4T	4" driver	7.25" dia.	Torsion	Steel	48	48	25.98	12.99	12.47

**Grilles—Square.** Screw-mount and torsion grilles are sized to fit standard E.I.A. speaker drivers. All grilles have a white finish. Order driver and enclosure separately.

Model No.	For Driver	Grille Size	Mtg. Style	Material	Features	Std. Ctn. Pack	Ctn. Wt. (lbs.)	List	Direct Net (ea.)	
									1-49	50+
FW-12	12" driver	15.25" sq.	Screw	Steel	Subplate	6	30	84.34	42.17	40.48
FW-12Q	12" driver	15.25" sq.	Screw	Steel	Ported subplate	6	30	131.98	65.99	63.35
FW-8	8" driver	13.00" sq.	Screw	Steel	Subplate	10	30	56.60	28.30	27.17
FW-8T	8" driver	13.00" sq.	Torsion	Steel	Subplate	10	30	73.50	36.75	35.28
IC-105A	8" driver	11.44" sq.	Screw	Steel	---	20	14	17.82	8.91	8.55
JG-8X	8" driver	12.38" sq.	Screw	Steel	Subplate	10	30	51.70	25.85	24.82
SG-8	8" driver	11.44" sq.	Screw	Steel	---	10	20	31.20	15.60	14.98
SG-8VP	8" driver	11.44" sq.	Screw	Steel	Vandal-resist	10	30	73.88	36.94	35.46
SQLK-8L	8" driver	9.50" sq.	Screw	Cast aluminum	Vandal-resist	8	16	101.98	50.99	48.95
SG-4	4" driver	7.00" sq.	Screw	Steel	---	40	40	29.90	14.95	14.35

**Mounting Aids.** Tile-bridges, channel support rails, mounting rings and hardware. *Note: Accessories made for a particular product (such as the Unihorn®) may be listed with the associated speaker or horn.*

Model No.	Description	Dimensions	Opening	Std. Ctn. Pack	Ctn. Wt. (lbs.)	List	Direct Net (ea.)	
							1-49	50+
LBS8	Galvanized steel T-bridge for 8" driver	23.75" x 15.50"	8.50" sq.	10	20	15.92	7.96	7.64
LBS8-CP	Galvanized steel T-bridge for 8" driver	23.75" x 16.25"	12.00" dia.	10	17	17.50	8.75	8.40
LBS8-R1	Galvanized steel T-bridge for 8" driver	23.75" x 15.50"	10.75" dia.	10	20	15.92	7.96	7.64
LBS4-DX	Galvanized steel T-bridge for 4" driver	23.75" x 12.13"	6.38" dia.	10	30	17.10	8.55	8.21
LBS4-R	Galvanized steel T-bridge for 4" driver	23.75" x 12.13"	5.19" dia.	10	30	17.98	8.99	8.63
RMP8	Plastic mounting ring for 8" driver		13.81" dia.	10	4	6.20	3.10	2.98
PR8-1624	Steel rough-in bridge for 8" driver, 24"L		13.25" dia.	10	20	25.82	12.91	12.39
SS24	Galvanized steel channel rails, 23.75"L, 1 pr			25 pr	25	9.90	4.95	4.75
SS30	Galvanized steel channel rails, 30"L, 1 pr			15 pr	30	18.60	9.30	8.93
SS48	Galvanized steel channel rails, 48"L, 1 pr			12 pr	36	21.64	10.82	10.39

LBS4-DX



RMP8



PR8-1624



SS24

## AMPLIFIERS & ELECTRONICS

**Mixer/Amplifier (MA Series), Mixer/Pre-Amplifier (#MIX2), and Power Amplifier (#PA250A).** Mixer/amplifiers feature multiple controls, an LED display bank for output level, and speaker outputs at screw terminals (4ohm, 8ohm, 25V, 70V). The mixer w/pre-amplifier (#MIX2) features 6 channels, each with a microphone input at a removable Phoenix connector, and an AUX input at an RCA jack. The power amplifier (#PA250A) provides 250W of continuous RMS power directly to a 4ohm speaker load (rear switch connects internal 25V/70V output transformer for distributed speaker systems). See spec sheets for more information.

Model No.	Description	Max. Power Output	Chassis	Std. Ctn. Pack	Ctn. Wt. (lbs.)	List	Direct Net (ea.)	
							1-3	4+
MA30	Mixer w/amplifier	30W	Standalone	1	10	446.88	223.44	214.50
MA30-WK	Mixer w/amplifier	30W	Wall-mount	1	12	483.22	241.61	231.95
MA30-RK	Mixer w/amplifier	30W	Rackmount (2U)	1	13	483.22	241.61	231.95
MA60	Mixer w/amplifier	60W	Rackmount (2U)	1	20	729.48	364.74	350.15
MA125	Mixer w/amplifier	125W	Rackmount (2U)	1	24	894.80	447.40	429.50
MA250	Mixer w/amplifier	250W	Rackmount (2U)	1	28	1268.64	634.32	608.95
MIX2	Mixer w/pre-amplifier	---	Rackmount (1.8"H)	1	11	534.38	267.19	256.50
PA250A	Power amplifier	250W	Rackmount (2U)	1	21	1559.38	779.69	748.50

**Stereo Tuner (#AMFM2):** Ten (10) AM/FM station presets and 14 day memory retention, auto station search, AM/FM antenna, 12VDC power connection for emergency backup or DC power in remote locations.

Model No.	Description	Chassis	Std. Ctn. Pack	Ctn. Wt. (lbs.)	List	Direct Net (ea.)	
						1-3	4+
AMFM2	Digital stereo tuner	Rackmount (1U)	1	11	479.06	239.53	229.95

**Monitor Panels (MP Series).** Rackmount monitor panels provide selectable visual and aural monitoring.

Model No.	Description	Chassis	Std. Ctn. Pack	Ctn. Wt. (lbs.)	List	Direct Net (ea.)	
						1-3	4+
MP-1B	PASSIVE monitor panel	Rackmount (2U)	1	8	657.30	328.65	315.50
MP-2	ACTIVE monitor panel	Rackmount (2U)	1	8	807.30	403.65	387.50

**Sound Masking Generator (SMG Series) and Sound Masking Generator w/Amplifier (SMGA Series).** Standalone and rackmount units produce an analog noise signal that is fed to sound masking speakers to mask ambient noise. Some models require a separate amplifier, while others have an amplifier built-in. See individual product spec sheets for more information. Order sound masking speakers separately.

Model No.	Description	Mounting	Std. Ctn. Pack	Ctn. Wt. (lbs.)	List	Direct Net (ea.)	
						1-3	4+
SMG-1	Sound masking generator	Board-mount	1	3	314.48	157.24	150.95
SMG-1R	Sound masking generator	Rackmount (1U)	1	5	328.64	164.32	157.75
SMGA-5A	Sound masking generator w/amplifier (5W)	Universal brackets (1U)	1	5	529.06	264.53	253.95
SMGA-25	Sound masking generator w/amplifier (25W)	Universal brackets (2U)	1	8	583.68	291.84	280.17

**Transformers.** Line level impedance matching transformers.

Model No.	Description	Power	Std. Ctn. Pack	Ctn. Wt. (lbs.)	List	Direct Net (ea.)	
						1-5	6+
TLM-600	Impedance matching transformer	200mW max	1	1	94.80	47.40	45.50
TSM-ISO	Ground isolation transformer	200mW max	1	1	62.40	31.20	29.95



MA-30



MA-125



MA-250



MIX-2



PA250A



AMFM2



MP-1B



MP-2



SMG-1



SMG-1R



SMGA-5A



SMGA-25



SMGA-25



TLM-600



TSM-ISO

# VOLUME CONTROLS

**Volume Control w/Wall Plate.** Wide selection of volume controls w/Phoenix-type terminations and 1-gang or 2-gang wall plate (2-gang marked w/asterisk). Some models include a priority relay for emergency bypass.



10LVC



25LVC-DB



50LVC-SW



100LVC-DSB



100LVC-SA



side



100LVC-PA-DW



rear



KL100-DB



KL100-DSW



KL200-DSB

Model No.	Power Rating	Steps	Priority Relay	Plate Style	Plate Color	For Speaker Line	Std.Ctn. Pack	Ctn.Wt. (lbs.)	List	Direct Net (ea.)	
										1-5	6+
<i>MONO Autoformer Attenuator w/Rotary Switch:</i>											
10LVC	10W	3dB	---	Standard	SS	25/70/100V	1	1	29.06	14.53	13.95
25LVC	25W	3dB	---	Standard	SS	25/70/100V	1	1	37.40	18.70	17.95
25LVC-SA	25W	3dB	---	Standard	Almond	25/70/100V	1	1	39.48	19.74	18.95
25LVC-SW	25W	3dB	---	Standard	White	25/70/100V	1	1	39.48	19.74	18.95
25LVC-DA	25W	3dB	---	Decorator	Almond	25/70/100V	1	1	40.62	20.31	19.50
25LVC-DB	25W	3dB	---	Decorator	Black	25/70/100V	1	1	40.62	20.31	19.50
25LVC-DW	25W	3dB	---	Decorator	White	25/70/100V	1	1	40.62	20.31	19.50
25LVC-DSB	25W	3dB	---	Decorator	SS/Black	25/70/100V	1	1	42.70	21.35	20.50
25LVC-DSW	25W	3dB	---	Decorator	SS/White	25/70/100V	1	1	42.70	21.35	20.50
50LVC	50W	3dB	---	Standard	SS	25/70/100V	1	1	41.56	20.78	19.95
50LVC-SA	50W	3dB	---	Standard	Almond	25/70/100V	1	1	43.64	21.82	20.95
50LVC-SW	50W	3dB	---	Standard	White	25/70/100V	1	1	43.64	21.82	20.95
50LVC-DA	50W	3dB	---	Decorator	Almond	25/70/100V	1	1	44.80	22.40	21.50
50LVC-DB	50W	3dB	---	Decorator	Black	25/70/100V	1	1	44.80	22.40	21.50
50LVC-DW	50W	3dB	---	Decorator	White	25/70/100V	1	1	44.80	22.40	21.50
100LVC	100W	3dB	---	Standard	SS	25/70/100V	1	1	45.72	22.86	21.95
100LVC-SA	100W	3dB	---	Standard	Almond	25/70/100V	1	1	47.82	23.91	22.95
100LVC-SW	100W	3dB	---	Standard	White	25/70/100V	1	1	47.82	23.91	22.95
100LVC-DA	100W	3dB	---	Decorator	Almond	25/70/100V	1	1	48.96	24.48	23.50
100LVC-DB	100W	3dB	---	Decorator	Black	25/70/100V	1	1	48.96	24.48	23.50
100LVC-DW	100W	3dB	---	Decorator	White	25/70/100V	1	1	48.96	24.48	23.50
100LVC-DSB	100W	3dB	---	Decorator	SS/Black	25/70/100V	1	1	51.04	25.52	24.50
100LVC-DSW	100W	3dB	---	Decorator	SS/White	25/70/100V	1	1	51.04	25.52	24.50
100LVC-PA	100W	3dB	✓	Standard	SS	25/70/100V	1	1	62.40	31.20	29.95
100LVC-PA-SW	100W	3dB	✓	Standard	White	25/70/100V	1	1	64.48	32.24	30.95
100LVC-PA-DA	100W	3dB	✓	Decorator	Almond	25/70/100V	1	1	65.62	32.81	31.50
100LVC-PA-DB	100W	3dB	✓	Decorator	Black	25/70/100V	1	1	65.62	32.81	31.50
100LVC-PA-DW	100W	3dB	✓	Decorator	White	25/70/100V	1	1	65.62	32.81	31.50
10015LVC	100W	1.5dB	---	Standard	SS	25/70/100V	1	1	58.22	29.11	27.95
10015LVC-SW	100W	1.5dB	---	Standard	White	25/70/100V	1	1	60.32	30.16	28.95
10015LVC-DA	100W	1.5dB	---	Decorator	Almond	25/70/100V	1	1	61.46	30.73	29.50
10015LVC-DB	100W	1.5dB	---	Decorator	Black	25/70/100V	1	1	61.46	30.73	29.50
10015LVC-DW	100W	1.5dB	---	Decorator	White	25/70/100V	1	1	61.46	30.73	29.50
200LVC*	200W	3dB	---	Standard	SS	25/70/100V	1	2	103.96	51.98	49.90
200LVC-DSB*	200W	3dB	---	Decorator	SS/Black	25/70/100V	1	2	110.32	55.16	52.95
<i>MONO Autoformer Attenuator w/Key Switch:</i>											
KL100-DB	100W	3dB	---	Decorator	Black	25/70/100V	1	1	90.62	45.31	43.50
KL100-DI	100W	3dB	---	Decorator	Ivory	25/70/100V	1	1	90.62	45.31	43.50
KL100-DW	100W	3dB	---	Decorator	White	25/70/100V	1	1	90.62	45.31	43.50
KL100-DSB	100W	3dB	---	Decorator	SS/Black	25/70/100V	1	1	93.70	46.85	44.98
KL100-DSW	100W	3dB	---	Decorator	SS/White	25/70/100V	1	1	93.70	46.85	44.98
KL100-PA-DSB	100W	3dB	✓	Decorator	SS/Black	25/70/100V	1	1	103.96	51.98	49.90
KL100-PA-DSW	100W	3dB	✓	Decorator	SS/White	25/70/100V	1	1	103.96	51.98	49.90
KL200-DSB*	200W	3dB	---	Decorator	SS/Black	25/70/100V	1	2	139.54	69.77	66.98

*MONO Autoformer Attenuator w/Key Switch:*

KL100-DB	100W	3dB	---	Decorator	Black	25/70/100V	1	1	90.62	45.31	43.50
KL100-DI	100W	3dB	---	Decorator	Ivory	25/70/100V	1	1	90.62	45.31	43.50
KL100-DW	100W	3dB	---	Decorator	White	25/70/100V	1	1	90.62	45.31	43.50
KL100-DSB	100W	3dB	---	Decorator	SS/Black	25/70/100V	1	1	93.70	46.85	44.98
KL100-DSW	100W	3dB	---	Decorator	SS/White	25/70/100V	1	1	93.70	46.85	44.98
KL100-PA-DSB	100W	3dB	✓	Decorator	SS/Black	25/70/100V	1	1	103.96	51.98	49.90
KL100-PA-DSW	100W	3dB	✓	Decorator	SS/White	25/70/100V	1	1	103.96	51.98	49.90
KL200-DSB*	200W	3dB	---	Decorator	SS/Black	25/70/100V	1	2	139.54	69.77	66.98

\*2-gang wall plate SS=Stainless Steel

Model No.	Power Rating	Steps	Priority Relay	Plate Style	Plate Color	For	Std.Ctn. Pack	Ctn.Wt. (lbs.)	List	Direct Net (ea.)	
										1-5	6+

ADA COMPLIANT MONO Autoformer Attenuator w/Sliding Bar Switch:

SVC100-PA-DW	100W	3dB	✓	Decorator	White	25/70/100V†	1	1	74.90	37.45	35.95
--------------	------	-----	---	-----------	-------	-------------	---	---	-------	-------	-------

STEREO Autoformer Attenuator w/Rotary Switch:

50LVCS	50W	3dB	---	Standard	SS	8ohm†	1	1	70.72	35.36	33.95
50LVCS-SA	50W	3dB	---	Standard	Almond	8ohm†	1	1	72.82	36.41	34.95
50LVCS-SW	50W	3dB	---	Standard	White	8ohm†	1	1	72.82	36.41	34.95
50LVCS-DA	50W	3dB	---	Decorator	Almond	8ohm†	1	1	73.96	36.98	35.50
50LVCS-DB	50W	3dB	---	Decorator	Black	8ohm†	1	1	73.96	36.98	35.50
50LVCS-DW	50W	3dB	---	Decorator	White	8ohm†	1	1	73.96	36.98	35.50
150LVCS*	150W	3dB	---	Standard	SS	8ohm†	1	2	141.56	70.78	67.95
150LVCS-DSB*	150W	3dB	---	Decorator	SS/Black	8ohm†	1	2	147.82	73.91	70.95

MONO Potentiometer w/Rotary Switch:

LV-50S**	50 ohm	Continuous	---	Standard	SS	Voice coil	1	1	32.30	16.15	15.50
LV-5K**	5k ohm	Continuous	---	Standard	SS	25/70/100V†	1	1	39.48	19.74	18.95
10KLVC-DA	10k ohm	Continuous	---	Decorator	Almond	VCA/Audio circuit	1	1	51.98	25.99	24.95
10KLVC-DB	10k ohm	Continuous	---	Decorator	Black	VCA/Audio circuit	1	1	51.98	25.99	24.95
10KLVC-DW	10k ohm	Continuous	---	Decorator	White	VCA/Audio circuit	1	1	51.98	25.99	24.95
10KLVC-DSW	10k ohm	Continuous	---	Decorator	SS/White	VCA/Audio circuit	1	1	55.20	27.60	26.50

MONO L-Pad w/Rotary Switch:

LPD-1500S**	1500 ohm	Continuous	---	Standard	SS	Audio line	1	1	41.56	20.78	19.95
-------------	----------	------------	-----	----------	----	------------	---	---	-------	-------	-------

Accessories:

KL-ANP2	2-gang adaptor plate for 1-gang key lock controls						10	2	19.92	9.96	9.56
---------	---	--	--	--	--	--	----	---	-------	------	------

\*2-gang wall plate \*\* Pigtailed †For speaker line

**Volume Control for Rackmount Panel.** Volume controls can be mounted to a rackmount panel (ordered separately) or used for custom applications.

Model No.	Power Rating	Steps	Priority Relay	Style	Term.	For	Std.Ctn. Pack	Ctn.Wt. (lbs.)	List	Direct Net (ea.)	
										1-5	6+

MONO Autoformer Attenuator w/Rotary Switch:

25LVC-RM	25W	3dB	---	Adhesive dial	Phoenix	25/70/100V†	1	1	37.40	18.70	17.95
50LVC-RM	50W	3dB	---	Adhesive dial	Phoenix	25/70/100V†	1	1	41.56	20.78	19.95
100LVC-RM	100W	3dB	---	Adhesive dial	Phoenix	25/70/100V†	1	1	45.72	22.86	21.95
100LVC-PA-RM	100W	3dB	✓	Adhesive dial	Phoenix	25/70/100V†	1	1	62.40	31.20	29.95
10015LVC-RM	100W	1.5dB	---	Adhesive dial	Phoenix	25/70/100V†	1	1	58.22	29.11	27.95
200LVC-RM*	200W	3dB	---	Adhesive dial	Phoenix	25/70/100V†	1	2	103.96	51.98	49.90
200LVC-RMDB*	200W	3dB	---	Dec. subplate	Phoenix	25/70/100V†	1	2	106.26	53.13	51.00

MONO Potentiometer w/Rotary Switch:

10KLVC-RM	10k ohm	continuous	---	Adhesive dial	Phoenix	VCA/audio circuit	1	1	45.18	22.59	21.69
LV-50S-RM	50 ohm	continuous	---	Adhesive dial	Pigtails	Voice coil	1	1	31.08	15.54	14.92

\*Wider than std. 1-gang, see specs. †For speaker line

**Program Selector Switch (CS6 Series) and Selector Switch w/Volume Control (CS650 Series).** Six (6) source program selector switch w/1-gang wall plate, or combination selector switch/volume control w/2-gang wall plate.

Model No.	Size	Plate Style	Plate Color	Switch	VC	Std.Ctn. Pack	Ctn.Wt. (lbs.)	List	Direct Net (ea.)	
									1-5	6+
CS6-SS	1-gang	Standard	SS	Rotary knob	---	1	1	72.28	36.14	34.69
CS6-DW	1-gang	Decorator	White							

# INTERCOM STATIONS, SWITCHES, BOXES...

**Call Switch (#CS10) or Vandal-Resistant Call Switch (CSV Series).** Standard SPST call switch w/1-gang stainless steel (SS) wall plate features a black rocker switch and "PRESS TO CALL" lettering. Vandal-resistant call switches feature heavy duty (11-gauge) stainless steel wall plates w/brushed finish, vandal-resistant screws w/driver bit, and standard or oversized push button switch.

Model No.	Wall Plate	Size	Call Switch	Connections	Std.Ctn. Pack	Ctn.Wt. (lbs.)	List	Direct Net (ea.)	
								1-9	10+
CS10	SS	1-gang	Rocker (black)	Screw terminal	12	2	19.30	9.65	9.26
CSV	Heavy duty SS	1-gang	Std. button (silver)	Screw terminal	1	1	67.28	33.64	32.29
CSV M	Heavy duty SS	1-gang	Oversized button (red)	Pigtails	1	1	109.68	54.84	52.65

**Vandal-Resistant Intercom Station (VRI Series) or Intercom Station w/Call Switch (VRIC Series).** Intercom stations feature heavy duty (11-gauge) stainless steel wall plates w/brushed finish, vandal-resistant screws w/driver bit, and internal offset baffles for a high degree of security in lobbies, warehouses and similar areas. Includes 45ohm 6W moisture-resistant speaker (optional transformer) for clear one- or two-way communication. Optional 11-gauge steel wall box (2-gang) w/Granite finish and protective overhanging hood.

Model No.	Material	Size	Speaker	Transformer	Call Switch	Connections	Std.Ctn. Pack	Ctn.Wt. (lbs.)	List	Direct Net (ea.)	
										1-9	10+
VRI-2G-45	Heavy duty SS	2-gang	45 ohm	---	---	Pigtail	1	1	137.92	68.96	66.20
VRI-2G-4525	Heavy duty SS	2-gang	45 ohm	25V	---	Pigtail	1	2	152.68	76.34	73.29
VRI-3G-45	Heavy duty SS	3-gang	45 ohm	---	---	Pigtail	1	2	141.52	70.76	67.93
VRI-3G-4525	Heavy duty SS	3-gang	45 ohm	25V	---	Pigtail	1	2	156.66	78.33	75.20
VRIC-2G-4525	Heavy duty SS	2-gang	45 ohm	25V	Std. button	Pigtail	1	2	193.00	96.50	92.64
VRIC-3G-4525	Heavy duty SS	3-gang	45 ohm	25V	Std. button	Pigtail	1	2	196.84	98.42	94.48

Accessories specific to this series:

PHB-2	Heavy duty steel	2-gang	---	---	---	---	1	2	51.86	25.93	24.89
-------	------------------	--------	-----	-----	-----	-----	---	---	-------	-------	-------

**Surface-Mount Wall Box (P1X Series).** Surface-mount 20-gauge steel wall box w/white finish features 1/2" knockouts and U-clips. Model #PIX and #P1X-2 fit standard devices. Model #P1X-3 features non-standard mounting centers and is designed for use with Lowell 3-gang devices only.


Model No.	Material	Finish	Size	Height	Width	Depth	Std.Ctn. Pack	Ctn.Wt. (lbs.)	List	Direct Net (ea.)	
										1-9	10+
P1X	Steel	White	1-gang	4.625"	2.875"	2.5"	10	8	21.78	10.89	10.45
P1X-2	Steel	White	2-gang	4.625"	4.625"	2.5"	10	9	24.96	12.48	11.98
P1X-3	Steel	White	3-gang	4.625"	6.437"	2.5"	10	10	28.20	14.10	13.54

**Floor Box (M01 Series).** 4" x 4" galvanized steel octagonal floor box w/circular solid brass lid and leveling/height adjustment screws for precise positioning can be ordered alone or with a pre-mounted microphone connector (Neutrik® NC3FD). An optional brass trim ring is ideal for carpeted installs.

Model No.	Description	Microphone Punch	Mounted Connector	Std.Ctn. Pack	Ctn.Wt. (lbs.)	List	Direct Net (ea.)	
							1-9	10+
M01-N	Floor box w/brass lid	1	---	6	18	207.92	103.96	99.80
M01-NC3FD	Floor box w/brass lid	1	1	6	18	221.78	110.89	106.45
Accessories specific to this series:								
CTR	Brass carpet trim ring			6	6	85.88	42.94	41.22

**Wall Plates.** Blank and punched stainless steel (SS) wall plates, and plates w/mounted connectors.


Model No.	Description	Size	Material	Type of Punch	Mounted Connector	Std.Ctn. Pack	Ctn.Wt. (lbs.)	List	Direct Net (ea.)	
									1-9	10+
S1	Blank plate	1-gang	SS	---	---	10	3	7.70	3.85	3.70
S2	Blank plate	2-gang	SS	---	---	10	3	10.32	5.16	4.95
ANP-1	Punched plate	1-gang	SS	VC	---	10	2	14.20	7.10	6.82
ANP-2	Punched plate	2-gang	SS	VC	---	10	2	17.70	8.85	8.50
MCP-14	Punched plate	1-gang	SS	3/8" hole	---	10	10	10.94	5.47	5.25
WP11	Punched plate	1-gang	SS	Connector	---	10	3	8.80	4.40	4.22
WP12	Punched plate	1-gang	SS	Connector (2)	---	10	3	10.10	5.05	4.85
WP1-NC3FD	Loaded plate	1-gang	SS	Connector	NC3FDL	12	2	24.90	12.45	11.95
WP1-2NC3FD	Loaded plate	1-gang	SS	Connector (2)	NC3FDL (2)	12	4	34.96	17.48	16.78
WP1-NC3MD	Loaded plate	1-gang	SS	Connector	NC3MDL	12	2	26.54	13.27	12.74
WP1-2NC3MD	Loaded plate	1-gang	SS	Connector (2)	NC3MDL (2)	12	4	37.80	18.90	18.14



## CLOCK/SPEAKER CENTERS

**Centers for Speaker & Analog Clock.** Assembly is designed to accept an 8" speaker and 12" analog clock. Order speaker and backbox separately. Order clock from clock manufacturer.

Model No.	Description	Mtg. Style	Std.Ctn. Pack	Ctn.Wt. (lbs.)	List	Direct Net (ea.)	
						1-49	50+
AP300	Full perforation grille w/subplate	Recessed	1	10	214.30	107.15	102.86
AP700	Full perforation grille w/subplate	Surface-mount	2	14	207.50	103.75	99.60
BP300	Panel w/round bezel grille	Recessed	1	10	188.50	94.25	90.48
BP700	Panel w/round bezel grille	Surface-mount	2	14	175.82	87.91	84.39
MC301	Panel w/round perforated grille	Recessed	2	16	199.16	99.58	95.60
MC701	Panel w/round perforated grille	Surface-mount	2	12	189.30	94.65	90.86
SCB300	Panel w/square perforated grille	Recessed	2	12	133.70	66.85	64.18
SCB700	Panel w/square perforated grille	Surface-mount	2	9	126.56	63.28	60.75
PC312	Steel backbox for above (16" x 26")	Recessed	4	32	92.20	46.10	44.26
PC712	Steel backbox for above (14.5" x 26")	Surface-mount	3	27	114.90	57.45	55.15



\*Speaker and clock not included

**Modular Centers (CTC Series).** Assembly is made to organize an 8" speaker, analog or digital clock, and assorted devices by allowing you to choose a different module for each of 5 sections. A custom model number will be issued based on your configuration. View modules online at Lowellmfg.com. Order all components separately.

Model No.	Description	Mtg. Style	Std.Ctn. Pack	Ctn.Wt. (lbs.)	List	Direct Net (ea.)	
						1-49	50+
CTC- (partial no.)	Grille w/frame (18.85" x 39.13")	Recessed or surface	1	27	632.30	316.15	303.50
CTC-BXR	Steel backbox for above (15.6" x 37.0")	Recessed	1	20	399.90	199.95	191.95
CTC-BXS	Steel backbox for above (18.85" x 39.13")	Surface-mount	1	27	558.00	279.00	267.84



CTC Series

**Centers for Speaker & Digital Clock (DC802 Series).** Assembly is designed to accept an 8" speaker and digital clock. Order backbox and speaker separately. Order clock from clock manufacturer.

Model No.	Description	Mtg. Style	Std.Ctn. Pack	Ctn.Wt. (lbs.)	List	Direct Net (ea.)	
						1-49	50+
DC802-DD3	Grille w/frame for Dukane clock (D)	Recessed or surface	10	20	67.60	33.80	32.45
DC802-DF	Grille w/frame for Faraday or Sapling clock (FS)	Recessed or surface	10	20	67.60	33.80	32.45
DC802-DR2	Grille w/frame for Rauland clock (R)	Recessed or surface	10	20	67.60	33.80	32.45
DC802-SAP1	Grille w/frame for Sapling clock (S)	Recessed or surface	10	20	67.60	33.80	32.45
RE1175	Steel backbox for above (11.75" square)	Recessed	6	24	39.96	19.98	19.18
SE1275	Steel backbox for above (12.75" square)	Surface-mount	6	30	63.78	31.89	30.61



DC802 Series  
Speaker and clock not included

D=Dukane #24D20A, #24D20; FS=Faraday #2363-24 or Sapling #SBD-100-254-V, #SBD-200-254-V; R=Rauland #2520; S=Sapling #SBD-103-254-V, #SBD-203-254-V


Lowellmfg.com / (800) 325-9660 / (636) 257-3400 / sales@lowellmfg.com

# POWER STRIPS

**Power Strips (ACS Series).** Single or multi-circuit power strips with NEMA outlets include mounting clips or brackets. Optional features—surge suppression, remote power control circuitry (RPC), rocker switch. Power input via power cord, non-metallic flexible whip w/pigtails, or pigtail leads exiting directly from chassis ends. UL or ETL Listed. Made in the U.S.A. except as noted.

Model No.	Power Rating	NEMA Outlets 5-15R	NEMA Outlets 5-20R	Circuits	Chassis Length	Power Input	Surge Supp.	On/Off Switch	Std.Ctn. Pack	Ctn. Wt. (lbs.)	List	Direct Net (ea.)	
												1-3	4+
<i>Corded:</i>													
ACS-1505-SW	15A	5	---	1	12"	6' cord*	---	Rocker	1	3	165.30	82.65	79.34
ACS-1505-SW-SD	15A	5	---	1	12"	6' cord*	★★	Rocker	1	3	199.90	99.95	95.95
ACS-1506 <sup>†</sup>	15A	6	---	1	20"	6' cord	★	---	1	3	115.94	57.97	55.65
ACS-1506-WW	15A	6	---	1	12"	6' cord	---	---	1	2	125.58	62.79	60.28
ACS-1507	15A	7	---	1	12"	6' cord*	---	---	1	2	138.76	69.38	66.60
ACS-1510-RPC	15A	10	---	1	30"	6' cord*	---	Ext**	1	6	339.56	169.78	162.99
ACS-1512 <sup>†</sup>	15A	12	---	1	32"	12' cord	★	---	1	4	174.90	87.45	83.95
ACS-1524 <sup>†</sup>	15A	24	---	1	60"	12' cord	★	---	1	6	214.48	107.24	102.95
ACS-2012 <sup>†</sup>	20A	8	4	1	32"	12' cord	★	---	1	5	195.80	97.90	93.98
ACS-2024 <sup>†</sup>	20A	16	8	1	70"	12' cord	★	---	1	6	237.82	118.91	114.15
<i>Hardwired:</i>													
ACS-1524-2C	15A	24	---	2	70"	Pigtails	---	---	1	5	237.10	118.55	113.81
ACS-2010-RPC-HW	20A	---	10	1	30"	6' whip	---	Ext**	1	7	387.80	193.90	186.14
ACS-2014-HW	20A	---	14	1	30"	6' whip	---	---	1	7	286.78	143.39	137.65
ACS-2014-2C-HW	20A	8	6	2	30"	6' whip	---	---	1	8	319.68	159.84	153.45
ACS-2018-5C-RPC-HW	20A	---	18	5	60"	6' whip	---	Ext**	1	15	777.90	388.95	373.39
ACS-2020-6C-HW	20A	---	20	6	60"	6' whip	---	---	1	14	490.50	245.25	235.44
ACS-2020-IG-6C-HW	20A	---	20-IG	6	60"	6' whip	---	---	1	14	558.10	279.05	267.89
ACS-2020-IG-10C-HW	20A	---	20-IG	10	60"	6' whip	---	---	1	17	732.50	366.25	351.60
ACS-2024-2C	20A	---	24	2	70"	Pigtails	---	---	1	6	309.20	154.60	148.42

\*Detachable cord \*\*Requires external trigger for activation (RPS Series switch or SEQ/SEQR Series sequencer, order separately). <sup>†</sup>Imported  
 Note: Two stars indicate a higher level of surge protection. See spec sheets for information.



You can also custom configure a 30", 60" or 75" power strip online at [Lowellmfg.com](http://Lowellmfg.com)

# RACK PANELS w/POWER

**Rackmount Panel w/NEMA Outlets (ACR Series and #RPC-4CD).** Rackmount power panels feature input via cord w/NEMA plug or non-metallic whip for hardwired connections. Optional features—sequencing (SEQ), remote power control (RPC), surge suppression, alarm interface, on/off switch. New "ACR--SSI" models feature network pass-through ports, which provide access to network from front of rack (RJ45 and USB), plus multiple charging ports for smart devices on front (-FC) or rear (-RC). UL or ETL Listed. Made in the U.S.A. except as noted.

Model No.	Power Rating	NEMA Outlets 5-15R	NEMA Outlets 5-20R	Power Input	Surge Supp.	Misc.	On/Off Switch	Std.Ctn. Pack	Ctn. Wt. (lbs.)	List	Direct Net (ea.)	
											1+	
<i>Corded:</i>												
ACR-1505-SSI-RC	15A	5	---	6' cord	★	Network+charge ports	---	1	9	475.74	237.87	
ACR-1507-SSI-FC	15A	7	---	6' cord	★	Network+charge ports	---	1	9	484.36	242.18	
<i>Hardwired:</i>												
ACR-1509-S <sup>†</sup>	15A	9	---	9' cord	★	---	Rocker	1	9	195.78	97.89	93.97
ACR-159-S <sup>†</sup>	15A	9	---	9' cord	★	---	Rocker	1	9	156.46	78.23	75.10
ACR-SEQ4-1509*	15A	9	---	9' cord	---	SEQ(4) + RPC	Rocker	1	10	605.94	302.97	290.85
ACR-RPC-1508-SD*	15A	8	---	9' cord	★★	RPC	Ext**	1	9	659.76	329.88	316.68
RPC-4CD	15A	8	---	6' cord	---	RPC	Ext**	1	5	199.96	99.98	95.98
ACR-2009	20A	5	4	9' cord	---	---	Rocker	1	9	301.04	150.52	144.50
ACR-SEQ6-2009*	20A	9	---	9' cord	---	SEQ(6) + RPC	Rocker	1	11	699.78	349.89	335.89
<i>Hardwired:</i>												
ACR-1508-SHW	15A	8	---	6' whip	★	---	---	1	9	227.50	113.75	109.20

\*Includes alarm interface \*\*Requires external trigger for activation (RPS Series switch or SEQ/SEQR Series sequencer, order separately). <sup>†</sup>Imported  
 Note: Two stars indicate a higher level of surge protection. See spec sheets for information.



Front ports to access network & front or rear charging ports.

**Rackmount Panel w/Power & Advanced Surge Suppression (ACSPR Series).** Rackmount panels feature multiple NEMA power outlets plus Advanced Surge Suppression to defeat power surges up to 72,000A. Optional features—sequencing (SEQ), remote power control (RPC), over/under voltage protection (VTE), alarm interface (\*). Choice of rocker or key switch. UL or ETL Listed. Made in the U.S.A.

Model No.	Power Rating	NEMA Outlets 5-15R	NEMA Outlets 5-20R	Power Input	Surge Supp.	Misc.	On/Off Switch	Std.Ctn. Pack	Ctn. Wt. (lbs.)	List	Direct Net (ea.)	
											1-3	4+
ACSPR-1509	15A	9	---	9' cord	★★★	---	Rocker	1	10	598.96	299.48	287.50
ACSPR-1509-VTE	15A	9	---	9' cord	★★★	RPC + VTE	Rocker	1	10	725.00	362.50	348.00
ACSPR-RPC1-1509*	15A	9	---	9' cord	★★★	RPC + VTE	Rocker	1	10	1030.20	515.10	494.50
ACSPR-RPC1-1509K*	15A	9	---	9' cord	★★★	RPC + VTE	Key	1	11	1047.90	523.95	502.99
ACSPR-SEQ4-1509*	15A	9	---	9' cord	★★★	SEQ(4) + RPC	Rocker	1	11	928.56	464.28	445.71
ACSPR-SEQ4-1509K*	15A	9	---	9' cord	★★★	SEQ(4) + RPC	Key	1	11	957.60	478.80	459.65
ACSPR-2009	20A	5	4	9' cord	★★★	---	Rocker	1	11	664.20	332.10	318.82
ACSPR-2009-VTE	20A	5	4	9' cord	★★★	VTE	Rocker	1	12	795.08	397.54	381.64
ACSPR-RPC1-2009*	20A	9	---	9' cord	★★★	RPC + VTE	Rocker	1	11	1027.00	513.50	492.96
ACSPR-SEQ6-2009*	20A	9	---	9' cord	★★★	SEQ(6) + RPC	Rocker	1	11	1024.76	512.38	491.88

\*Includes alarm interface  
 Note: Three stars indicate a higher level of surge protection than two stars. See spec sheets for information.



# POWER SUPPLIES & CORDS

**Single and Multi-Output Power Supplies (PS Series, DCP Series).** All units feature universal input (100-250VAC 50/60Hz). The DCP Series features two banks of color coded voltage outputs, each with 8 outputs of 5V, 12V, or 24V, for space-saving DC power distribution. UL or ETL Listed.

Model No.	Description	Std. Ctn. Pack	Ctn. Wt. (lbs.)	List	Direct Net (ea.)	
					1-3	4+
PS1230	Power supply (12VDC 3A)	1	1	29.84	14.92	14.32
PS2405	Power supply (24VDC 500mA)	1	3	28.76	14.38	13.80
PS5124	Power supply (5VDC 4A + 12VDC 2A + 24VDC 1A)	1	3	312.40	156.20	149.95
DCP-55	Power supply w/16 outputs (5VDC 11A + 5VDC 11A)	1	5	500.30	250.15	240.14
DCP-512	Power supply w/16 outputs (5VDC 11A + 12VDC 16A)	1	5	671.78	335.89	322.45
DCP-524	Power supply w/16 outputs (5VDC 11A + 24VDC 8A)	1	5	671.78	335.89	322.45
DCP-1212	Power supply w/16 outputs (12VDC 16A + 12VDC 16A)	1	5	789.30	394.65	378.86
DCP-1224	Power supply w/16 outputs (12VDC 16A + 24VDC 8A)	1	5	789.30	394.65	378.86
DCP-2424	Power supply w/16 outputs (24VDC 8A + 24VDC 8A)	1	5	789.30	394.65	378.86

**Power Cords (IEC Series).** Streamline installations with standard power cords that feature IEC 60320-1/C13 on one end and NEMA 5-15P plug on the other. Satellite/cable cords are flat conductors with IEC 60320-C7 on one end and NEMA 1-15P plug on the other. UL Listed.

Model No.	Description	Plug Style	Cord Length	Std. Ctn. Pack	Ctn. Wt. (lbs.)	List	Direct Net (ea.)	
							1+	
IEC-6X10	Power cord, 10 pack	Straight	6"	1 pk	2	104.50	52.25	
IEC-12X10	Power cord, 10 pack	Straight	12"	1 pk	2	115.30	57.65	
IEC-18X10	Power cord, 10 pack	Straight	18"	1 pk	3	126.30	63.15	
IEC-24X10	Power cord, 10 pack	Straight	24"	1 pk	3	136.70	68.35	
IEC-36X10	Power cord, 10 pack	Straight	36"	1 pk	5	158.40	79.20	
IEC-12-90LX10	Power cord, 10 pack	Left angle	12"	1 pk	2	186.20	93.10	
IEC-18-90LX10	Power cord, 10 pack	Left angle	18"	1 pk	3	194.10	97.05	
IEC-24-90LX10	Power cord, 10 pack	Left angle	24"	1 pk	3	207.60	103.80	
IEC-12-90RX10	Power cord, 10 pack	Right angle	12"	1 pk	2	186.20	93.10	
IEC-18-90RX10	Power cord, 10 pack	Right angle	18"	1 pk	3	194.10	97.05	
IEC-24-90RX10	Power cord, 10 pack	Right angle	24"	1 pk	3	207.60	103.80	
IEC-12-SATX10	Satellite/cable cord, 10 pack	Straight	12"	1 pk	1	98.90	49.45	
IEC-18-SATX10	Satellite/cable cord, 10 pack	Straight	18"	1 pk	1	104.30	52.15	



# UPS

**Uninterruptible Power Supply.** Protect critical data and equipment from power problems while supplying clean, reliable network-grade power. The UPS8 and UPSV Series are line interactive UPS, while the UPS9 Series is a true online UPS. They feature pure sine wave, high efficiency ECO mode, auto restart, and 3-yr. limited warranty. Model #UPS6-350LI is a lightweight compact unit w/lithium battery and 5-yr. limited warranty; it's ideal for video walls, kiosks, and similar areas.



UPS8 Series  
Line interactive UPS



UPS9 Series  
True online UPS



UPS9C-1000 Compact 1U  
Online UPS (front & back)



UPS9 Series  
Value line interactive UPS



UPS6-35-LI (front & back)  
Lithium battery UPS



UPS-XBP Series  
Expansion battery pack



UPS-RELAY



UPS-SNMP  
Card



UPS-SNMP-EMP  
Environment sensor



UPS-XBDM-20-RCD  
Corded bypass



UPS-XBDM-20RHW  
Hardwired bypass

Model No.	Description	Mtg. Hardware	Std. Ctn. Pack	Ctn. Wt. (lbs.)	List	Direct Net (ea) 1+
<b>Individual UPS:</b>						
UPS8-1100	Line interactive UPS 1100VA (990W), 2U	Rail kit + pedestals	1	31	1424.00	712.00
UPS8-1500	Line interactive UPS 1500VA (1350W), 2U	Rail kit + pedestals	1	45	1780.00	890.00
UPS8-2000	Line interactive UPS 2000VA (1800W), 2U	Rail kit + pedestals	1	48	1960.00	980.00
UPS8-2200	Line interactive UPS 2200VA (2000W), 2U	Rail kit + pedestals	1	62	2308.00	1154.00
UPS8-3000	Line interactive UPS 3000VA (2700W), 2U	Rail kit + pedestals	1	68	2720.00	1360.00
UPS9-1000	Online UPS 1000VA (900W), 2U	Rail kit + pedestals	1	30	1798.00	899.00
UPS9-1500	Online UPS 1500VA (1350W), 2U	Rail kit + pedestals	1	42	2530.00	1265.00
UPS9-2000	Online UPS 2000VA (1800W), 2U	Rail kit + pedestals	1	48	3360.00	1680.00
UPS9-3000	Online UPS 3000VA (2700W), 2U	Rail kit + pedestals	1	66	4370.00	2185.00
UPS9C-1000	Online UPS 1000VA (800W), 1U	Rail kit	1	30	1630.00	815.00
UPS9-700	Value line interactive UPS 700VA (420W), 2U	Rack ears	1	24	680.00	340.00
UPS9-1000	Value line interactive UPS 1000VA (600W), 2U	Rack ears	1	28	840.00	420.00
UPS9-1500	Value line interactive UPS 1500VA (900W), 2U	Rack ears	1	30	980.00	490.00
UPS9-2000	Value line interactive UPS 2000VA (1200W), 2U	Rack ears	1	32	1130.00	565.00
UPS6-350LI	Lithium battery UPS 350VA (200W)	L-brackets	1	4	680.00	340.00
<b>Accessories:</b>						
UPS-XBP-36	Expansion battery pack for UPS9-1500	Rail kit + pedestals	1	59	1890.00	945.00
UPS-XBP-36E	Expansion battery pack for UPS9-1500	Rail kit + pedestals	1	105	2040.00	1020.00
UPS-XBP-48	Expansion battery pack for UPS8-1500, UPS8-2000, UPS9-2000	Rail kit + pedestals	1	75	1820.00	910.00
UPS-XBP-72	Expansion battery pack for UPS8-2200, UPS8-3000, UPS9-3000	Rail kit + pedestals	1	105	2196.00	1098.00
UPS-RELAY	Dry contact card, relay control for UPS8/UPS9 Series		1	2	196.00	98.00
UPS-SNMP	SNMP card for UPS8/UPS9 Series		1	2	480.00	240.00
UPS-SNMP-EMP	Environment monitoring sensor (requires SNMP card)		1	2	340.00	170.00
UPS-XBDM-20RCD	Corded bypass module for UPS8-2000,-2200; UPS9-2000		1	4	590.00	295.00
UPS-XBDM-20RHW	Hardwired bypass module for UPS8-2200, UPS9-2000		1	4	590.00	295.00
UPS6-IEC-RA-CD	Cord (6') w/right-angle plug for UPS6-350LI		1	3	34.00	17.00
<b>Extended Warranties:</b>						
UPS-EW-521	Extended 5 year warranty for UPSV-700, UPSV-1000		---	---	370.00	185.00
UPS-EW-522	Extended 5 year warranty for UPS8-1100,-1500; UPS9-1000,-1500; UPS9C-1000		---	---	590.00	295.00
UPS-EW-523	Extended 5 year warranty for UPS8-2000,-2200,-3000; UPS9-2000,-3000		---	---	990.00	495.00
UPS-EW-524	Extended 5 year warranty for external battery packs		---	---	498.00	249.00
<b>Bundles:</b>						
UPS8-1100-IP	Bundle: UPS8-1100 + UPS-SNMP		1	31	1792.00	896.00
UPS8-1500-IP	Bundle: UPS8-1500 + UPS-SNMP		1	45	2148.00	1074.00
UPS8-2000-IP	Bundle: UPS8-2000 + UPS-SNMP		1	48	2280.00	1140.00
UPS8-2000-HW	Bundle: UPS8-2000 + UPS-XBDM-20RHW		1	52	2590.00	1295.00
UPS8-2000-IPHW	Bundle: UPS8-2000 + UPS-SNMP + UPS-XBDM-20RHW		1	52	2864.00	1432.00
UPS8-2000-CD	Bundle: UPS8-2000 + UPS-XBDM-20RCD		1	52	2590.00	1295.00
UPS8-2000-IPCD	Bundle: UPS8-2000 + UPS-SNMP + UPS-XBDM-20RCD		1	52	2864.00	1432.00
UPS8-2200-IP	Bundle: UPS8-2200 + UPS-SNMP		1	62	2770.00	1385.00
UPS8-2200-HW	Bundle: UPS8-2200 + UPS-XBDM-20RHW		1	65	2798.00	1399.00
UPS8-2200-IPHW	Bundle: UPS8-2200 + UPS-SNMP + UPS-XBDM-20RHW		1	65	3350.00	1675.00
UPS8-2200-CD	Bundle: UPS8-2200 + UPS-XBDM-20RCD		1	66	2798.00	1399.00
UPS8-2200-IPCD	Bundle: UPS8-2200 + UPS-SNMP + UPS-XBDM-20RCD		1	66	3350.00	1675.00
UPS8-3000-IP	Bundle: UPS8-3000 + UPS-SNMP		1	68	3030.00	1515.00
UPS9-1000-IP	Bundle: UPS9-1000 + UPS-SNMP		1	30	2224.00	1112.00
UPS9-1500-IP	Bundle: UPS9-1500 + UPS-SNMP		1	42	2900.00	1450.00

Model No.	Description	Std. Ctn. Pack	Ctn. Wt. (lbs.)	List	Direct Net (ea) 1+
UPS9-2000-IP	Bundle: UPS9-2000 + UPS-SNMP	1	48	3740.00	1870.00
UPS9-2000-HW	Bundle: UPS9-2000 + UPS-XBDM-20RHW	1	52	3880.00	1940.00
UPS9-2000-IPHW	Bundle: UPS9-2000 + UPS-SNMP + UPS-XBDM-20RHW	1	52	4250.00	2125.00
UPS9-2000-CD	Bundle: UPS9-2000 + UPS-XBDM-20RCD	1	52	3880.00	1940.00
UPS9-2000-IPCD	Bundle: UPS9-2000 + UPS-SNMP + UPS-XBDM-20RCD	1	52	4250.00	2125.00
UPS9-3000-IP	Bundle: UPS9-3000 + UPS-SNMP	1	66	4740.00	2370.00

Replacement battery trays also available at [Lowellmfg.com](http://Lowellmfg.com)



Bundle #UPS9-2000-CD

## LOW VOLTAGE SWITCHES

**SPST Switches (RPS Series).** MAINTAINED CLOSURE switches for single switch applications feature 1 LED to indicate when the unit is active. MOMENTARY CLOSURE switches for multi-switch applications feature a choice of 1 or 2 LEDs—the second LED indicates power is reaching the unit even though it may not be activated. Switches feature a 1-gang wall plate or 1U rack panel. Models ending with "-RJ" include (1) RJ45 connector.

Model No.	Closure	Activation	Mtg. Style	LED	Connections	Std. Ctn. Pack	Ctn. Wt. (lbs.)	List	Direct Net (ea.)	
									1-3	4+
<b>Switches w/Maintained Closure (single switch applications):</b>										
RPSB-P	Maintained	Rocker	Black plate	1	TS	1	1	60.40	30.20	28.99
RPSB-P-RJ	Maintained	Rocker	Black plate	1	TS + RJ45	1	1	65.72	32.86	31.55
RPSW-P	Maintained	Rocker	White plate	1	TS	1	1	60.40	30.20	28.99
RPSW-P-RJ	Maintained	Rocker	White plate	1	TS + RJ45	1	1	65.72	32.86	31.55
RPSB-KP-ASM*	Maintained	Key	Black plate	1	TS	1	1	107.70	53.85	51.70
RPSW-KP	Maintained	Key	White plate	1	TS	1	1	101.92	50.96	48.92
RPSW-KP-RJ	Maintained	Key	White plate	1	TS + RJ45	1	1	107.28	53.64	51.49
RPSB-R	Maintained	Rocker	1U rack panel	1	TS	1	1	72.34	36.17	34.72
RPSB-R-RJ	Maintained	Rocker	1U rack panel	1	TS + RJ45	1	1	85.78	42.89	41.17
RPSB-KR	Maintained	Key	1U rack panel	1	TS	1	1	115.88	57.94	55.62
RPSB-KR-RJ	Maintained	Key	1U rack panel	1	TS + RJ45	1	1	123.56	61.78	59.31
<b>Switches w/Momentary Closure (multi-switch applications):</b>										
RPSB-MP	Momentary	Rocker	Black plate	1	TS	1	1	65.78	32.89	31.57
RPSB2-MP	Momentary	Rocker	Black plate	2	TS	1	1	74.42	37.21	35.72
RPSB2-MP-RJ	Momentary	Rocker	Black plate	2	TS + RJ45	1	1	83.98	41.99	40.31
RPSW-MP	Momentary	Rocker	White plate	1	TS	1	1	65.78	32.89	31.57
RPSW2-MP	Momentary	Rocker	White plate	2	TS	1	1	74.42	37.21	35.72
RPSW2-MP-RJ	Momentary	Rocker	White plate	2	TS + RJ45	1	1	83.98	41.99	40.31
RPSB-MKP	Momentary	Key	Black plate	1	TS	1	1	117.68	58.84	56.49
RPSB2-MKP	Momentary	Key	Black plate	2	TS	1	1	126.60	63.30	60.77
RPSB2-MKP-RJ	Momentary	Key	Black plate	2	TS + RJ45	1	1	130.38	65.19	62.58
RPSW-MKP	Momentary	Key	White plate	1	TS	1	1	117.68	58.84	56.49
RPSW2-MKP	Momentary	Key	White plate	2	TS	1	1	126.60	63.30	60.77
RPSW2-MKP-RJ	Momentary	Key	White plate	2	TS + RJ45	1	1	130.38	65.19	62.58
RPSB-MR	Momentary	Rocker	1U rack panel	1	TS	1	1	78.42	39.21	37.64
RPSB2-MR	Momentary	Rocker	1U rack panel	2	TS	1	1	91.96	45.98	44.14
RPSB2-MR-RJ	Momentary	Rocker	1U rack panel	2	TS + RJ45	1	1	101.58	50.79	48.76
RPSB-MKR	Momentary	Key	1U rack panel	1	TS	1	1	133.22	66.61	63.95
RPSB2-MKR	Momentary	Key	1U rack panel	2	TS	1	1	143.72	71.86	68.99
RPSB2-MKR-RJ	Momentary	Key	1U rack panel	2	TS + RJ45	1	1	154.40	77.20	74.11
<b>Accessories:</b>										
MSM2	Module converts momentary closure to maintained					1	1	137.08	68.54	65.80
RPSW-KEY	Replacement keys, 1 pr					1 pr	1	17.50	8.75	8.40
CBL453	Blue RJ45 cable, pack of 5					1 pk	1	29.92	14.96	14.36
RJ45-Y	Y-adaptor					1	1	19.96	9.98	9.58

\*Only for use w/sequencer that features ASM (alternate sequence mode) TS=Terminal Strip



RPSW-P RPSB-P




RPSW-KP RPSW-KP-RJ



RPSB-R



RPSB-KR



RPSW-MP RPSW2-MP



RPSW2-MKP-RJ back



RPSB-MKP RPSW2-MKP



MSM2 RJ45-Y

## SEQUENCERS, RPCs, RELAYS (classic connections)

**Classic Sequencers—Standalone (SEQ Series) or Rackmount (SEQR Series).** Low voltage sequencers trigger activation and deactivation of connected equipment in sequential order. Choose standalone chassis (non-rackmount) or 19" panel. Note: standalone units require an external activation switch (RPS Series, order separately). UL Listed power supply.

Model No.	Chassis	Seq. Steps	Input	Activation	Connections	Std. Ctn. Pack	Ctn. Wt. (lbs.)	List	Direct Net (ea.)	
									1-3	4+
SEQ-4	Standalone	4	Power supply	CC*	TS	1	3	267.68	133.84	128.49
SEQ-8	Standalone	8	Power supply	CC*	TS	1	3	385.40	192.70	184.99
SEQR-4	1U panel	4	Power supply	Rocker switch	TS	1	9	639.50	319.75	306.96
SEQR-4K	1U panel	4	Power supply	Key switch	TS	1	9	667.76	333.88	320.52
SEQR-8**	1U panel	8	Power supply	Rocker switch	TS	1	10	796.40	398.20	382.27
SEQR-8K**	1U panel	8	Power supply	Key switch	TS	1	10	831.02	415.51	398.89
SEQR-8RJ	1U panel	8	Power supply	Rocker switch	TS + RJ45	1	8	661.48	330.74	317.51

TS=Terminal Strip; CC=Contact Closure

\*Requires external activation switch (RPS Series, order separately).

\*\*Features ASM (alternate sequence mode) for partial system shutdown, typical for rehearsals.

**Classic Remote Power Controls (RPC Series).** Note: See pg.18-19 for 19" panels and power strips w/RPC. Remote power controls allow an AC power outlet to be controlled from a remote switch or dry contact closure in a sequencer (order separately), or voltage trigger provided by an independent control system. Optional thermostat probe controls activation and deactivation of connected equipment in response to temperature fluctuations—ideal for fans, alarms, and similar equipment.

Model No.	Outlets	Input	Power Rating	Surge Supp.	Activation	Connections	Std. Ctn. Pack	Ctn. Wt. (lbs.)	List	Direct Net (ea.)	
										1-3	4+
RPC-15	(2) NEMA 15A	6' cord	125VAC 60Hz	---	CC*	TS	1	2	177.92	88.96	85.40
RPC-15-S	(2) NEMA 15A	6' cord	125VAC 60Hz	★	CC*	TS	1	2	198.70	99.35	95.38
RPC-15-SCD-RJ	(2) NEMA 15A	6' cord	125VAC 60Hz	★	CC or VT*	TS + RJ45	1	3	247.48	123.74	118.79
RPC-15-U	(2) IEC C13	6' cord†	100-240VAC 50/60Hz	---	CC or VT*	TS	1	2	216.90	108.45	104.11
RPC-20-CD	(2) NEMA 20A	6' cord	125VAC 60Hz	---	CC or VT*	TS	1	3	193.00	96.50	92.64
RPC-20-SCD	(2) NEMA 20A	6' cord	125VAC 60Hz	★	CC or VT*	TS	1	3	252.60	126.30	121.25
RPC-20-SCD-RJ	(2) NEMA 20A	6' cord	125VAC 60Hz	★	CC or VT*	TS + RJ45	1	3	265.16	132.58	127.28
RPC-3N1	(8) NEMA 15A	6' cord	125VAC 60Hz	---	CC	TS	1	4	390.58	195.29	187.48
RPC-20-HW	(2) NEMA 20A	6' whip	125VAC 60Hz	---	CC or VT*	TS	1	3	219.88	109.94	105.54
RPC-20-SHW	(2) NEMA 20A	6' whip	125VAC 60Hz	★	CC or VT*	TS	1	4	263.70	131.85	126.58
RPC-30-SHW	Twistlock 30A	6' whip	125VAC 60Hz	★	CC or VT*	TS	1	4	285.36	142.68	136.97

Accessories:

RPS-TP	Thermostat probe	1	1	39.96	19.98	19.18
--------	------------------	---	---	-------	-------	-------

TS=Terminal Strip; CC=Contact Closure; VT=Voltage Trigger

\*Requires external activation switch (RPS Series or SEQ/SEQR Series sequencer, order separately) or voltage trigger provided by another control system.

†Includes 2 detachable cords

**Classic Relay Modules (RY Series).** General purpose relay modules feature a steel chassis w/mounting holes and DPDT relays, which serve as reliable building blocks in a wide variety of applications. Relay modules are activated by dry contact closure in a switch or sequencer (order separately). Relay models #RY-2A and #RY-4A can also be activated by a voltage trigger provided by an independent control system (5-24V AC or DC). Note that relay models #RY-2 and #RY-4 require an external power supply (order separately).

Model No.	DPDT Relays	Input	Power Rating	Activation	Connections	Std. Ctn. Pack	Ctn. Wt. (lbs.)	List	Direct Net (ea.)	
									1-3	4+
RY-2	2	External**	24VDC	CC*	TS	1	1	139.98	69.99	67.19
RY-4	4	External**	24VDC	CC*	TS	1	2	224.28	112.14	107.65
RY-2A	2	Power supply	100-240VAC 50/60Hz	CC or VT*	TS	1	1	198.42	99.21	95.24
RY-4A	4	Power supply	100-240VAC 50/60Hz	CC or VT*	TS	1	2	299.90	149.95	143.95
RYPS-1A	1	Power supply	100-240VAC 50/60Hz	CC*	TS	1	2	170.50	85.25	81.84

TS=Terminal Strip; CC=Contact Closure; VT=Voltage Trigger

\*Requires external activation switch (RPS Series or SEQ/SEQR Series sequencer, order separately) or voltage trigger provided by another control system.

\*\*Requires external power supply (order separately).

## SEQUENCERS, RPCs, RELAYS (pass-through connections)

**Pass-Through Sequencer (#SEQ-P4).** Low voltage 4-step power sequencer, w/dual RJ45 jacks for quick connections, works with an external trigger and remote power controls (RPC-P Series) and/or relays (RY-P Series) to provide time-delayed activation and deactivation of AC powered equipment on site or at remote locations. UL Listed power supply. Note: If used with RPC Series controls (opposite page), the RY-P1 or RY-P2 relay must be used as an interface.

Model No.	Chassis	Sequencing Steps	Input	Connections	Std. Ctn. Pack	Ctn. Wt. (lbs.)	List	Direct Net (ea.)	
								1-3	4+
SEQ-P4	Standalone	4	Power supply	(2) RJ45	1	2	313.96	156.98	150.70

**Pass-Through Remote Power Controls (RPC-P Series).** Controls feature dual RJ45 jacks for quick connections. The first RPC must connect to sequencer #SEQ-P4 (above) for activation. Compatible RPCs and relays can then be connected to each other, in any order. Use the DIP switch on each unit to assign its sequencing position (step 1-4). All units include 6' power cord. ETL Listed.

Model No.	Outlets	Input	Power Rating	Surge Supp.	Activation	Connections	Std. Ctn. Pack	Ctn. Wt. (lbs.)	List	Direct Net (ea.)	
										1-3	4+
RPC-P15	(2) NEMA 15A	6' cord	125VAC 60Hz	---	SEQ-P4*	(2) RJ45	1	4	184.68	92.34	88.65
RPC-P15-S	(2) NEMA 15A	6' cord	125VAC 60Hz	★	SEQ-P4*	(2) RJ45	1	4	206.26	103.13	99.00
RPC-P15-U	(2) IEC C13	6' cord†	100-240VAC 50/60Hz	---	SEQ-P4*	(2) RJ45	1	4	220.90	110.45	106.03
RPC-P20-SCD	(2) NEMA 20A	6' cord	125VAC 60Hz	★	SEQ-P4*	(2) RJ45	1	4	229.08	114.54	109.96
RPC-P20-SHW	(2) NEMA 20A	6' whip	125VAC 60Hz	★	SEQ-P4*	(2) RJ45	1	4	251.00	125.50	120.48
RPC-P30-SHW	Twistlock 30A	6' whip	125VAC 60Hz	★	SEQ-P4*	(2) RJ45	1	4	293.70	146.85	140.98

\*First RPC requires external activation from sequencer model #SEQ-P4 (order separately). Compatible RPCs and relays can then be connected to in any order.

†Includes 2 detachable cords

**Pass-Through Relay Modules (RY-P Series).** Modules feature dual RJ45 jacks for quick connections, and 1 or 2 double-pole double-throw (DPDT) relays that can be used to switch any AC or DC load up to 5A (contact rating 5A 30VDC/250VAC). UL Listed power supply. Use the DIP switch on each unit to assign its sequencing position (step 1-4).

Model No.	DPDT Relays	Input	Power Rating	Activation	Connections	Std. Ctn. Pack	Ctn. Wt. (lbs.)	List	Direct Net (ea.)	
									1-3	4+
RY-P1	1	Power supply	100-240VAC 50/60Hz	SEQ-P4*	(2) RJ45	1	1	170.70	85.35	81.94
RY-P2	2	Power supply	100-240VAC 50/60Hz	SEQ-P4*	(2) RJ45	1	2	188.54	94.27	90.50

\*Requires external activation from sequencer model #SEQ-P4 (order separately). Compatible RPCs and relays can then be connected to each other in any order.

## ADVANCED SURGE PROTECTION

**Surge Suppressors (ACSP Series).** Compact 9" chassis features triple redundant protection against power surges and spikes up to 72,000A. Suppresses line to neutral. EMI/RMI filter. LEDs indicate status. UL1449-4 and ANSI-C62.41 compliant. Some units include remote power control (RPC); others feature over/under voltage protection (VTE). Input via power cord w/plug or non-metallic flexible whip. ETL Listed.

Model No.	Rating	Outlets	Power Input	Misc.	Std. Ctn. Pack	Ctn. Wt. (lbs.)	List	Direct Net (ea.)	
								1-3	4+
ACSP-1502-RPC	15A	(2) NEMA 15A	6' cord	RPC	1	5	588.20	294.10	282.34
ACSP-1502-VTE	15A	(2) NEMA 15A	6' cord	VTE	1	5	564.28	282.14	270.85
ACSP-2002-RPC	20A	(2) NEMA 20A	6' cord	RPC	1	5	633.76	316.88	304.20
ACSP-2002-VTE	20A	(2) NEMA 20A	6' cord	VTE	1	6	609.88	304.94	292.74
ACSP-2002-RPC-HW	20A	(2) NEMA 20A	6' whip	RPC	1	5	647.64	323.82	310.87



# STANDALONE RACKS

**Designer Rack (LDR Series).** Welded steel frame w/textured charcoal grey finish, beveled corners, removable side panels, tempered glass front door (smoked grey) w/lock, rear access panel w/lock, solid top w/vents, 10-32 threaded rails (adjustable), grounding stud, leg levelers, pilot point hardware. Load capacity 500-1200 lbs. (see specs).



LDR-1824

Model No.	RU	Overall Depth	Usable Depth	Overall Width	Overall Height	Adj. Rails	Rear Access	Top	No. of Ctns.	Ctn. Wt. (lbs.)	List	Direct Net (ea.)	
												1+	
LDR-1824	18	24.00"	21.50"	22.31"	35.67"	2 pr	Panel	Vents	1	105	910.00	455.00	
LDR-2724	27	24.00"	21.50"	22.31"	51.42"	2 pr	Panel	Vents	1	139	1080.00	540.00	
LDR-3524	35	24.00"	21.50"	22.31"	65.43"	2 pr	Panel	Vents	1	172	1320.00	660.00	
LDR-4224	42	24.00"	21.50"	22.31"	77.68"	2 pr	Panel	Vents	1	201	1450.00	725.00	

**Configured Designer Rack (LCDR Series).** Same as LDR Series but includes a set of factory-installed accessories—shelves, whisper fans, blank panels, swivel casters. See specs for information.



LCDR-1824

Model No.	RU	Overall Depth	Usable Depth	Overall Width	Overall Height	Adj. Rails	Rear Access	Top	No. of Ctns.	Ctn. Wt. (lbs.)	List	Direct Net (ea.)	
												1+	
LCDR-1824	18	24.00"	21.50"	22.31"	35.67"	2 pr	Panel	Vents	1	136	1150.00	575.00	
LCDR-2724	27	24.00"	21.50"	22.31"	51.42"	2 pr	Panel	Vents	1	181	1390.00	695.00	
LCDR-3524	35	24.00"	21.50"	22.31"	65.43"	2 pr	Panel	Vents	1	225	1750.00	875.00	
LCDR-4224	42	24.00"	21.50"	22.31"	77.68"	2 pr	Panel	Vents	1	263	1970.00	985.00	

**Enclosed Rack (LER Series).** Welded steel w/black wrinkle finish, beveled corners, vented sides, solid top w/vents or configurable top w/closure panels, 10-32 threaded rails (adjustable), grounding stud, recessed rear door w/lock (except "LRD" models), pilot point hardware. Load capacity 500-3150 lbs. (see specs).



LER-1822

Model No.	RU	Overall Depth	Usable Depth	Overall Width	Overall Height	Adj. Rails	Rear Door	Top	No. of Ctns.	Ctn. Wt. (lbs.)	List	Direct Net (ea.)	
												1-3	4+
LER-1822	18	22.00"	19.34"	23.06"	37.63"	1 pr	✓	Solid	1	94	731.36	365.68	360.19
LER-1822-LRD	18	22.00"	19.34"	23.06"	37.63"	1 pr	---	Solid	1	81	658.22	329.11	324.17
LER-2122	21	22.00"	19.34"	23.06"	42.88"	1 pr	✓	Solid	1	106	777.50	388.75	382.92
LER-2122-LRD	21	22.00"	19.34"	23.06"	42.88"	1 pr	---	Solid	1	90	699.76	349.88	344.63
LER-2422	24	22.00"	19.34"	23.06"	48.13"	1 pr	✓	Solid	1	117	825.96	412.98	406.79
LER-2422-LRD	24	22.00"	19.34"	23.06"	48.13"	1 pr	---	Solid	1	97	743.36	371.68	366.10
LER-3522	35	22.00"	19.34"	23.06"	67.38"	1 pr	✓	7U	1	155	901.30	450.65	443.89
LER-3522-LRD	35	22.00"	19.34"	23.06"	67.38"	1 pr	---	7U	1	132	811.18	405.59	399.51
LER-4022	40	22.00"	19.34"	23.06"	76.13"	1 pr	✓	7U	1	164	1009.50	504.75	497.18
LER-4022-LRD	40	22.00"	19.34"	23.06"	76.13"	1 pr	---	7U	1	138	908.56	454.28	447.47
LER-4422	44	22.00"	19.34"	23.06"	83.13"	1 pr	✓	7U	1	185	1070.58	535.29	527.26
LER-4422-LRD	44	22.00"	19.34"	23.06"	83.13"	1 pr	---	7U	1	156	963.52	481.76	474.53
LER-1827	18	27.00"	24.34"	23.06"	37.63"	1 pr	✓	Solid	1	105	799.90	399.95	393.95
LER-1827-LRD	18	27.00"	24.34"	23.06"	37.63"	1 pr	---	Solid	1	94	719.92	359.96	354.56
LER-2127	21	27.00"	24.34"	23.06"	42.88"	1 pr	✓	Solid	1	119	850.72	425.36	418.98
LER-2127-LRD	21	27.00"	24.34"	23.06"	42.88"	1 pr	---	Solid	1	102	765.64	382.82	377.08
LER-2427	24	27.00"	24.34"	23.06"	48.13"	1 pr	✓	Solid	1	142	892.24	446.12	439.43
LER-2427-LRD	24	27.00"	24.34"	23.06"	48.13"	1 pr	---	Solid	1	111	803.02	401.51	395.49
LER-3527	35	27.00"	24.34"	23.06"	67.38"	1 pr	✓	7U	1	151	999.70	499.85	492.35
LER-3527-LRD	35	27.00"	24.34"	23.06"	67.38"	1 pr	---	7U	1	135	899.74	449.87	443.12
LER-4027	40	27.00"	24.34"	23.06"	76.13"	1 pr	✓	7U	1	189	1062.42	531.21	523.24
LER-4027-LRD	40	27.00"	24.34"	23.06"	76.13"	1 pr	---	7U	1	141	956.18	478.09	470.92
LER-4427	44	27.00"	24.34"	23.06"	83.13"	1 pr	✓	7U	1	205	1156.24	578.12	569.45
LER-4427-LRD	44	27.00"	24.34"	23.06"	83.13"	1 pr	---	7U	1	176	1040.62	520.31	512.51
LER-2432	24	32.00"	29.34"	23.06"	48.13"	2 pr	✓	10U	1	148	1445.68	722.84	712.00



LER-3527-LRD

Model No.	RU	Overall Depth	Usable Depth	Overall Width	Overall Height	Adj. Rails	Rear Door	Top	No. of Ctns.	Ctn. Wt. (lbs.)	List	Direct Net (ea.)	
												1-3	4+
LER-2432-LRD	24	32.00"	29.34"	23.06"	48.13"	2 pr	---	10U	1	132	1301.12	650.56	640.80
LER-3532	35	32.00"	29.34"	23.06"	67.38"	2 pr	✓	10U	1	197	1571.78	785.89	774.10
LER-3532-LRD	35	32.00"	29.34"	23.06"	67.38"	2 pr	---	10U	1	176	1414.60	707.30	696.69
LER-4032	40	32.00"	29.34"	23.06"	76.13"	2 pr	✓	10U	1	227	1648.50	824.25	811.89
LER-4032-LRD	40	32.00"	29.34"	23.06"	76.13"	2 pr	---	10U	1	191	1483.66	741.83	730.70
LER-4432	44	32.00"	29.34"	23.06"	83.13"	2 pr	✓	10U	1	236	1814.48	907.24	893.63
LER-4432-LRD	44	32.00"	29.34"	23.06"	83.13"	2 pr	---	10U	1	221	1633.04	816.52	804.27

Rack/accessory bundles and vent blockers for this rack series:

Model No.	Description	No. of Ctns.	Ctn. Wt. (lbs.)	List	Direct Net (ea.)
LER-3527-BAV	Rack w/accessory bundle, see specs (35U x 27"D)	1	217	2391.30	1195.65
LER-4027-BAV	Rack w/accessory bundle, see specs (40U x 27"D)	1	247	2470.00	1235.00
LER-4427-BAV	Rack w/accessory bundle, see specs (44U x 27"D)	1	247	2559.90	1279.95
MVB22	Magnetic vent blocker kit (for 22"D LER)	1	3	23.80	11.90
MVB27	Magnetic vent blocker kit (for 27"D LER)	1	3	26.50	13.25
MVB32	Magnetic vent blocker kit (for 32"D LER)	1	4	29.90	14.95

Accessories: LFD Series front door (p.39), LRD Series fully vented rear door (p.40), RRD Series mtg. rails (p.42), LMB or LMSB Series mobile base (p.41), LSB or LSSB Series stationary base (p.41), LL leg levelers (p.43).

**Fixed-Rail Rack (LFR Series).** Welded steel w/black wrinkle finish, beveled corners, 10-32 threaded rails (fixed), vented sides, recessed rear door w/lock, solid top w/vents or configurable top w/closure panels, short rear brackets for semi-adjustable rear-mounted accessories, grounding stud, pilot point hardware. Load capacity 500-2000 lbs. (see specs).

Model No.	RU	Overall Depth	Usable Depth	Overall Width	Overall Height	Fixed Rails	Rear Door	Top	No. of Ctns.	Ctn. Wt. (lbs.)	List	Direct Net (ea.)	
												1-3	4+
LFR-2122	21	22.00"	19.25"	23.06"	42.88"	1 pr	✓	Solid	1	95	738.64	369.32	363.78
LFR-2422	24	22.00"	19.25"	23.06"	48.13"	1 pr	✓	Solid	1	104	784.68	392.34	386.45
LFR-3522	35	22.00"	19.25"	23.06"	67.38"	1 pr	✓	Solid	1	125	856.24	428.12	421.70
LFR-3527	35	27.00"	24.25"	23.06"	67.38"	1 pr	✓	7U	1	139	949.72	474.86	467.74
LFR-4027	40	27.00"	24.25"	23.06"	76.13"	1 pr	✓	7U	1	153	1009.34	504.67	497.10
LFR-4427	44	27.00"	24.25"	23.06"	83.13"	1 pr	✓	7U	1	165	1098.48	549.24	541.00

Accessories: LFD Series front door (p.39), LRD Series fully vented rear door (p.40), RRD Series mtg. rails (p.42), LMB or LMSB Series mobile base (p.41), LSB or LSSB Series stationary base (p.41), LL leg levelers (p.43).

**Host Rack (LHR Series).** Welded steel cabinet w/black wrinkle finish and rotating slide-out rack on (removable) platform base, configurable top w/closure panels, 10-32 threaded corner post rails, grounding stud, grounding wire, hardware, 750 lbs. load capacity.

Model No.	RU	Overall Depth	Usable Depth	Overall Width	Overall Height	Post Rails	Top	No. of Ctns.	Ctn. Wt. (lbs.)	List	Direct Net (ea.)	
											1-3	4+
LHR-2432	24	32.88"	26.00"	24.00"	54.03"	4	10U	1	242	2285.00	1142.50	1125.36
LHR-3532	35	32.88"	26.00"	24.00"	73.27"	4	10U	1	287	2463.60	1231.80	1213.32
LHR-4432	44	32.88"	26.00"	24.00"	89.02"	4	10U	1	321	2631.98	1315.99	1296.25
LHR-4442	44	42.88"	36.00"	24.00"	89.02"	4	10U	1	384	2719.80	1359.90	1339.50

Accessories specific to this rack series:

LHR-FD24	Solid steel front door w/lock, 24U	1	34	310.96	155.48	153.15
LHR-FD35	Solid steel front door w/lock, 35U	1	43	335.64	167.82	165.30
LHR-FD44	Solid steel front door w/lock, 44U	1	51	382.94	191.47	188.60
LHR-FD24P	Smoked plexiglass front door w/lock, 24U	1	31	657.82	328.91	323.98
LHR-FD35P	Smoked plexiglass front door w/lock, 35U	1	35	759.78	379.89	374.19
LHR-FD44P	Smoked plexiglass front door w/lock, 44U	1	43	877.44	438.72	432.14
LHR-RAC24	Rear access cover panel w/lock, 24U	1	24	240.50	120.25	118.45
LHR-RAC35	Rear access cover panel w/lock, 35U	1	30	286.60	143.30	141.15
LHR-RAC44	Rear access cover panel w/lock, 44U	1	44	323.66	161.83	159.40



Model No.	Description	No. of Ctns.	Ctn. Wt. (lbs.)	List	Direct Net (ea.)
LHR-RRT-24	Mounting rails, 24U, 1 pr	1	12	107.78	53.89
LHR-RRT-35	Mounting rails, 35U, 1 pr	1	15	123.60	61.80
LHR-RRT-44	Mounting rails, 44U, 1 pr	1	18	147.88	73.94



LER-3527-BAV



LFR-3522



LHR-3532



**Seismic-Certified Enclosed Rack (LSER Series).** Similar to LER Series (p.24-25) but with a seismic reinforced base and P.E. certification. Code compliant (Cat.1 & 2).

Model No.	RU	Overall Depth	Usable Depth	Overall Width	Overall Height	Adj. Rails	Rear Door	Top	No. of Ctns.	Ctn. Wt. (lbs.)	List	Direct Net (ea.)	
												1-3	4+
LSER-3527	35	27.00"	24.34"	23.06"	67.38"	1 pr	✓	7U	1	173	1207.18	603.59	594.54
LSER-4027	40	27.00"	24.34"	23.06"	76.13"	1 pr	✓	7U	1	194	1269.24	634.62	625.10
LSER-4427	44	27.00"	24.34"	23.06"	83.13"	1 pr	✓	7U	1	210	1359.88	679.94	669.74
LSER-3532	35	32.00"	29.34"	23.06"	67.38"	2 pr	✓	10U	1	220	1782.58	891.29	877.92
LSER-4432	44	32.00"	29.34"	23.06"	83.13"	2 pr	✓	10U	1	250	2039.26	1019.63	1004.34

Accessories: LFD Series front door (p.39), LRD Series fully vented rear door (p.40), RRD Series mtg. rails (p.42). Do not use a separate base for seismic-rated racks.

## GANGABLE / OPEN FRAME RACKS

**Slim 19"W Rack w/Variable Depth (LVR Series—VariRack™).** Steel rack with smooth black finish, adjustable depth (set during assembly), 10-32 threaded corner-post rails, side support brackets on taller racks (30U+), hardware. 400 lbs. load capacity. Ships unassembled. Numerous options for slim racks are listed on opposite page.\*



Model No.	RU	Adjustable Depth	Overall Width	Overall Height	Post Rails	Side Bracket	No. of Ctns.	Ctn. Wt. (lbs.)	List	Direct Net (ea.)	
										1	4+
LVR8-1421	8	14.00" – 21.00"	19.21"	17.84"	4	---	2	34	478.70	239.35	235.76
LVR14-1421	14	14.00" – 21.00"	19.21"	28.34"	4	---	2	37	522.20	261.10	257.18
LVR22-1421	22	14.00" – 21.00"	19.21"	42.34"	4	---	2	42	577.88	288.94	284.61
LVR30-1421	30	14.00" – 21.00"	19.21"	56.34"	4	1 pr	2	47	673.58	336.79	331.74
LVR38-1421	38	14.00" – 21.00"	19.21"	70.34"	4	1 pr	2	52	704.32	352.16	346.88
LVR44-1421	44	14.00" – 21.00"	19.21"	80.84"	4	1 pr	2	55	730.24	365.12	359.64
LVR8-2128	8	21.00" – 28.00"	19.21"	17.84"	4	---	2	43	561.28	280.64	276.43
LVR14-2128	14	21.00" – 28.00"	19.21"	28.34"	4	---	2	46	617.10	308.55	303.92
LVR22-2128	22	21.00" – 28.00"	19.21"	42.34"	4	---	2	51	669.56	334.78	329.76
LVR30-2128	30	21.00" – 28.00"	19.21"	56.34"	4	1 pr	2	56	727.48	363.74	358.28
LVR38-2128	38	21.00" – 28.00"	19.21"	70.34"	4	1 pr	2	61	758.88	379.44	373.75
LVR44-2128	44	21.00" – 28.00"	19.21"	80.84"	4	1 pr	2	64	786.34	393.17	387.27

\*Uses same accessories as LXR Series; some require a specific depth (ex. side panels).

**Slim 19"W Rack (LXR Series).** Steel rack with smooth black finish, 10-32 threaded corner-post rails, side support brackets on taller racks (30U+), hardware. 400 lbs. load capacity. Numerous options for slim racks are listed on opposite page. Ships unassembled.



Model No.	RU	Overall Depth	Overall Width	Overall Height	Post Rails	Side Bracket	No. of Ctns.	Ctn. Wt. (lbs.)	List	Direct Net (ea.)	
										1-3	4+
LXR-821	8	21.00"	19.21"	17.84"	4	---	2	35	377.98	188.99	186.16
LXR-1421	14	21.00"	19.21"	28.34"	4	---	2	37	430.22	215.11	211.88
LXR-2221	22	21.00"	19.21"	42.34"	4	---	2	41	484.90	242.45	238.81
LXR-3021	30	21.00"	19.21"	56.34"	4	1 pr	2	48	540.44	270.22	266.17
LXR-3821	38	21.00"	19.21"	70.34"	4	1 pr	2	50	568.28	284.14	279.88
LXR-4421	44	21.00"	19.21"	80.84"	4	1 pr	2	53	593.66	296.83	292.38
LXR-826	8	26.25"	19.21"	17.84"	4	---	2	38	459.16	229.58	226.14
LXR-1426	14	26.25"	19.21"	28.34"	4	---	2	40	511.40	255.70	251.86
LXR-2226	22	26.25"	19.21"	42.34"	4	---	2	44	566.24	283.12	278.87
LXR-3026	30	26.25"	19.21"	56.34"	4	1 pr	2	51	621.64	310.82	306.16
LXR-3826	38	26.25"	19.21"	70.34"	4	1 pr	2	53	651.16	325.58	320.70
LXR-4426	44	26.25"	19.21"	80.84"	4	1 pr	2	56	675.58	337.79	332.72

Model No.	Description	No. of Ctns.	Ctn. Wt. (lbs.)	List	Direct Net (ea.)	
					1	4+

Accessories specific to slim 19"W racks (LXR and LVR Series):

LXR-FD8	Solid steel front door w/lock, 8U	1	13	196.90	98.45	96.67
LXR-FD14	Solid steel front door w/lock, 14U	1	17	210.68	105.34	103.76
LXR-FD22	Solid steel front door w/lock, 22U	1	26	248.72	124.36	122.49
LXR-FD30	Solid steel front door w/lock, 30U	1	32	304.80	152.40	150.11
LXR-FD38	Solid steel front door w/lock, 38U	1	36	336.28	168.14	165.62
LXR-FD44	Solid steel front door w/lock, 44U	1	47	385.28	192.64	189.75
LXR-FD8P	Smoked plexiglass front door w/lock, 8U	1	14	623.10	311.55	306.88
LXR-FD14P	Smoked plexiglass front door w/lock, 14U	1	18	673.58	336.79	331.74
LXR-FD22P	Smoked plexiglass front door w/lock, 22U	1	26	724.20	362.10	356.67
LXR-FD30P	Smoked plexiglass front door w/lock, 30U	1	30	841.98	420.99	414.68
LXR-FD38P	Smoked plexiglass front door w/lock, 38U	1	34	892.52	446.26	439.57
LXR-FD44P	Smoked plexiglass front door w/lock, 44U	1	39	926.22	463.11	456.16
LXR-RAC8	Rear access cover w/lock (opens from top), 8U	1	7	139.90	69.95	68.90
LXR-RAC14	Rear access cover w/lock (opens from top), 14U	1	12	164.68	82.34	81.10
LXR-RAC22	Rear access cover w/lock (opens from top), 22U	1	19	175.18	87.59	86.28
LXR-RAC30	Rear access cover w/lock (opens from top), 30U	1	25	203.28	101.64	100.12
LXR-RAC38	Rear access cover w/lock (opens from top), 38U	1	30	234.68	117.34	115.58
LXR-RAC44	Rear access cover w/lock (opens from top), 44U	1	34	245.22	122.61	120.77
SDV-821	Vented side panels 8U x 21"D, 1 pr	1	20	210.54	105.27	103.69
SDV-1421	Vented side panels 14U x 21"D, 1 pr	1	27	241.40	120.70	118.89
SDV-2221	Vented side panels 22U x 21"D, 1 pr	1	38	307.20	153.60	151.30
SDV-3021	Vented side panels 30U x 21"D, 1 pr	1	49	391.84	195.92	192.98
SDV-3821	Vented side panels 38U x 21"D, 1 pr	1	59	441.30	220.65	217.34
SDV-4421	Vented side panels 44U x 21"D, 1 pr	1	66	490.36	245.18	241.50
SDV-826	Vented side panels 8U x 26"D, 1 pr	1	24	284.56	142.28	140.15
SDV-1426	Vented side panels 14U x 26"D, 1 pr	1	33	325.46	162.73	160.29
SDV-2226	Vented side panels 22U x 26"D, 1 pr	1	46	412.60	206.30	203.21
SDV-3026	Vented side panels 30U x 26"D, 1 pr	1	60	497.90	248.95	245.22
SDV-3826	Vented side panels 38U x 26"D, 1 pr	1	72	592.78	296.39	291.94
SDV-4426	Vented side panels 44U x 26"D, 1 pr	1	83	663.88	331.94	326.96
LXR-NS21	Zero-space shelf for 21"D rack	1	9	104.78	52.39	51.60
LXR-NS26	Zero-space shelf for 26"D rack	1	10	114.96	57.48	56.62
LXR-4421CC3	Cable chase, 44U x 21"D	1	20	225.30	112.65	110.96
LXR-4426CC3	Cable chase, 44U x 26"D	1	21	234.68	117.34	115.58
LXR-MB21	Mobile base w/swivel casters for 21"D rack	1	16	224.36	112.18	110.50
LXR-MB26	Mobile base w/swivel casters for 26"D rack	1	19	243.10	121.55	119.73
LXR-MB21F	Mobile base w/fine floor swivel casters for 21"D rack	1	19	257.34	128.67	126.74
LXR-MB26F	Mobile base w/fine floor swivel casters for 26"D rack	1	22	269.78	134.89	132.87
LXR-C3S	Swivel casters (set of 4)	1	5	76.68	38.34	37.76
LXR-C3SL	Swivel casters (set of 4 includes 2 locking)	1	8	93.96	46.98	46.28
LXR-C3SF	Fine floor swivel casters (set of 4)	1	7	115.70	57.85	56.98
LXR-C3SFL	Fine floor swivel casters (set of 4 includes 2 locking)	1	7	135.98	67.99	66.97
LXR-SB21	Side support brackets for 21"D rack, 1 pr	1	3	56.36	28.18	27.76
LXR-SB26	Side support brackets for 26"D rack, 1 pr	1	4	71.68	35.84	35.30



LXR-RAC-22 rear access cover opens from top




SDV-3026 vented side panels



LXR-MB26 mobile base



LXR-C3SL casters



LXR-SB21 side brackets



LXR-NS21 zero space shelf



LGVR-4432

**Gangable Video Rack (LGVR Series).** Welded steel w/black wrinkle finish, beveled corners, configurable top w/closure panels, 10-32 threaded rails (adj.), grounding stud, lacing bars, recessed rear door w/key lock, hardware, 3150 lbs. load capacity.

Model No.	RU	Overall Depth	Usable Depth	Overall Width	Overall Height	Adj. Rails	Rear Door	Top	No. of Ctns.	Ctn. Wt. (lbs.)	List	Direct Net (ea.)	
												1-3	4+
LGVR-4432	44	32.00"	29.34"	22.00"	83.13"	2 pr	Solid	10U	1	170	2127.00	1063.50	1047.55
LGVR-4436	44	36.00"	33.34"	22.00"	83.13"	2 pr	Solid	10U	1	178	2449.70	1224.85	1206.48

Accessories: LFD Series front door (p.39), LRND Series fully vented rear door (p.40), RRRN Series mtg. rails (p.42), LMNB Series mobile base (p.41), LL leg levelers (p.43), SDP Series side panels (p.40).

**Gangable Narrow 22"W Rack (LGNR Series).** Welded steel gangable rack w/black wrinkle finish, beveled corners, configurable top w/closure panels, 10-32 threaded rails (adj.), grounding stud, recessed rear door w/key lock (except "LRD" models), hardware, 3150 lbs. load capacity.

Model No.	RU	Overall Depth	Usable Depth	Overall Width	Overall Height	Adj. Rails	Rear Door	Top	No. of Ctns.	Ctn. Wt. (lbs.)	List	Direct Net (ea.)	
												1-3	4+
LGNR-2427	24	27.00"	24.34"	22.00"	48.13"	2 pr	Solid	10U	1	103	1090.56	545.28	537.10
LGNR-3727	37	27.00"	24.34"	22.00"	70.88"	2 pr	Solid	10U	1	134	1186.30	593.15	584.25
LGNR-4027	40	27.00"	24.34"	22.00"	76.13"	2 pr	Solid	10U	1	131	1229.00	614.50	605.28
LGNR-4427	44	27.00"	24.34"	22.00"	83.13"	2 pr	Solid	10U	1	147	1328.64	664.32	654.36
LGNR-4427-LRD	44	27.00"	24.34"	22.00"	83.13"	2 pr	---	10U	1	125	1222.34	611.17	602.00
LGNR-2432	24	32.00"	29.34"	22.00"	48.13"	2 pr	Solid	10U	1	112	1199.78	599.89	590.89
LGNR-3732	37	32.00"	29.34"	22.00"	70.88"	2 pr	Solid	10U	1	141	1369.40	684.70	674.43
LGNR-4032	40	32.00"	29.34"	22.00"	76.13"	2 pr	Solid	10U	1	148	1458.68	729.34	718.40
LGNR-4432	44	32.00"	29.34"	22.00"	83.13"	2 pr	Solid	10U	1	155	1542.98	771.49	759.92
LGNR-4432-LRD	44	32.00"	29.34"	22.00"	83.13"	2 pr	---	10U	1	132	1419.54	709.77	699.12
LGNR-4036	40	36.00"	33.34"	22.00"	76.13"	2 pr	Solid	10U	1	147	1647.50	823.75	811.39
LGNR-4036-LRD	40	36.00"	33.34"	22.00"	76.13"	2 pr	---	10U	1	127	1515.70	757.85	746.48
LGNR-4436	44	36.00"	33.34"	22.00"	83.13"	2 pr	Solid	10U	1	163	1741.92	870.96	857.90
LGNR-4436-LRD	44	36.00"	33.34"	22.00"	83.13"	2 pr	---	10U	1	147	1602.56	801.28	789.26

Rack/accessory bundles:

Model No.	Description	No. of Ctns.	Ctn. Wt. (lbs.)	List	1+
LGNR-4427-BAV	Rack w/accessory bundle, see specs (44U x 27"D)	1	259	3789.10	1894.55
LGNR-4432-BAV	Rack w/accessory bundle, see specs (44U x 32"D)	1	275	4304.40	2152.20

Accessories: LFD Series front door (p.39), LRND Series fully vented rear door (p.40), RRRN Series mtg. rails (p.42), LMNB Series mobile base (p.41), LL leg levelers (p.43), SDP Series side panels (p.40).



LGNR-3727

**Gangable Tall Rack (LGTR Series).** Welded steel w/black wrinkle finish, beveled corners, configurable top w/closure panels, 10-32 threaded rails (adj.), grounding stud, 3150 lbs. load capacity, recessed rear door w/key lock (except "LRD" models). UL Listed.

Model No.	RU	Overall Depth	Usable Depth	Overall Width	Overall Height	Adj. Rails	Rear Door	Top	No. of Ctns.	Ctn. Wt. (lbs.)	List	Direct Net (ea.)	
												1-3	4+
LGTR-5432	54	32.00"	29.34"	22.00"	100.62"	2 pr	Solid	10U	1	700	3231.18	1615.59	1591.36
LGTR-5432-LRD	54	32.00"	29.34"	22.00"	100.62"	2 pr	---	10U	1	680	2972.68	1486.34	1464.04
LGTR-5436	54	36.00"	33.34"	22.00"	100.62"	2 pr	Solid	10U	1	723	3741.28	1870.64	1842.58
LGTR-5436-LRD	54	36.00"	33.34"	22.00"	100.62"	2 pr	---	10U	1	700	3441.98	1720.99	1695.18

Accessories: LFD Series front door (p.39), LRND Series fully vented rear door (p.40), RRRN Series mtg. rails (p.42), SDP Series side panels (p.40).

**Relay Rack (LRR Series).** Two-post rack w/aluminum top and base, 3"W steel channels tapped 10-32, smooth black finish, 400 lbs. load capacity. Ships unassembled.

Model No.	RU	Overall Depth	Overall Width	Overall Height	Post Rails	No. of Ctns.	Ctn. Wt. (lbs.)	List	Direct Net (ea.)	
									1-3	4+
LRR-3815	38	15.00"	20.25"	72.00"	2	1	39	356.24	178.12	175.45
LRR-4515	45	15.00"	20.25"	84.00"	2	1	44	377.90	188.95	186.12

Accessories specific to this rack series:

Model No.	Description	No. of Ctns.	Ctn. Wt. (lbs.)	List	1-3	4+
CMS-220	Center-mount shelf, 2U x 20"D, capacity 50 lbs	1	10	93.70	46.85	46.15
CMS-324	Center-mount shelf, 3U x 24"D, capacity 50 lbs	1	12	107.58	53.79	52.98



LRR-3815

**Gangable Rack (LGR Series).** Welded steel rack w/black wrinkle finish, beveled corners, configurable top w/closure panels, 10-32 threaded rails (adj.), grounding stud, 3150 lbs. load capacity, recessed rear door w/key lock (except "LRD" models), pilot point hardware.

Model No.	RU	Overall Depth	Usable Depth	Overall Width	Overall Height	Adj. Rails	Rear Door	Top	No. of Ctns.	Ctn. Wt. (lbs.)	List	Direct Net (ea.)	
												1-3	4+
LGR-4022	40	22.00"	19.34"	23.06"	76.13"	1 pr	✓	7U	1	137	1284.52	642.26	632.63
LGR-4422	44	22.00"	19.34"	23.06"	83.13"	1 pr	✓	7U	1	150	1364.72	682.36	672.12
LGR-2427	24	27.00"	24.34"	23.06"	48.13"	2 pr	✓	7U	1	140	1149.60	574.80	566.18
LGR-2427-LRD	24	27.00"	24.34"	23.06"	48.13"	2 pr	---	7U	1	125	1057.64	528.82	520.89
LGR-3527	35	27.00"	24.34"	23.06"	67.38"	2 pr	✓	7U	1	149	1267.28	633.64	624.14
LGR-3527-LRD	35	27.00"	24.34"	23.06"	67.38"	2 pr	---	7U	1	126	1165.90	582.95	574.21
LGR-4027	40	27.00"	24.34"	23.06"	76.13"	2 pr	✓	7U	1	161	1302.50	651.25	641.48
LGR-4027-LRD	40	27.00"	24.34"	23.06"	76.13"	2 pr	---	7U	1	135	1198.30	599.15	590.16
LGR-4427	44	27.00"	24.34"	23.06"	83.13"	2 pr	✓	7U	1	181	1399.90	699.95	689.45
LGR-4427-LRD	44	27.00"	24.34"	23.06"	83.13"	2 pr	---	7U	1	152	1287.90	643.95	634.29
LGR-3532	35	32.00"	29.34"	23.06"	67.38"	2 pr	✓	10U	1	165	1475.58	737.79	726.72
LGR-3532-LRD	35	32.00"	29.34"	23.06"	67.38"	2 pr	---	10U	1	142	1357.54	678.77	668.59
LGR-4032	40	32.00"	29.34"	23.06"	76.13"	2 pr	✓	10U	1	169	1569.78	784.89	773.12
LGR-4032-LRD	40	32.00"	29.34"	23.06"	76.13"	2 pr	---	10U	1	133	1444.20	722.10	711.27
LGR-4432	44	32.00"	29.34"	23.06"	83.13"	2 pr	✓	10U	1	188	1671.96	835.98	823.44
LGR-4432-LRD	44	32.00"	29.34"	23.06"	83.13"	2 pr	---	10U	1	166	1538.20	769.10	757.56
LGR-4036	40	36.00"	33.34"	23.06"	76.13"	2 pr	✓	10U	1	176	1779.50	889.75	876.40
LGR-4036-LRD	40	36.00"	33.34"	23.06"	76.13"	2 pr	---	10U	1	143	1637.14	818.57	806.29
LGR-4436	44	36.00"	33.34"	23.06"	83.13"	2 pr	✓	10U	1	198	1868.30	934.15	920.14
LGR-4436-LRD	44	36.00"	33.34"	23.06"	83.13"	2 pr	---	10U	1	169	1718.84	859.42	846.53
LGR-4042	40	42.00"	39.34"	23.06"	76.13"	2 pr	✓	10U	1	160	2030.42	1015.21	999.98
LGR-4042-LRD	40	42.00"	39.34"	23.06"	76.13"	2 pr	---	10U	1	139	1867.98	933.99	919.98
LGR-4442	44	42.00"	39.34"	23.06"	83.13"	2 pr	✓	10U	1	212	2154.28	1077.14	1060.98
LGR-4442-LRD	44	42.00"	39.34"	23.06"	83.13"	2 pr	---	10U	1	183	1981.94	990.97	976.11

Accessories specific to LGR and LSGR rack series:

Model No.	Description	No. of Ctns.	Ctn. Wt. (lbs.)	List	1-3	4+
LCC4-4427	44 27.00" Cable chase	1	22	253.40	126.70	124.80
LCC4-4432	44 32.00" Cable chase	1	23	264.24	132.12	130.14
LCC4-4436	44 36.00" Cable chase	1	24	277.78	138.89	136.81
LCC4-4442	44 42.00" Cable chase	1	24	297.10	148.55	146.32

Model No.	Description	No. of Ctns.	Ctn. Wt. (lbs.)	List	1+
LGRB-12	Plastic bushings for 2" holes (LGR, LSGR racks), pack of 12	1 pk	1	11.70	5.85
MVBLGR	Magnetic vent blocker kit (for LGR, LSGR racks)	1 kit	2	17.98	8.99

Accessories: LFD Series front door (p.39), LRD Series fully vented rear door (p.40), RRRN Series mtg. rails (p.42), LMB or LMSB Series mobile base (p.41), LSB or LSSB Series stationary base (p.41), LL leg levelers (p.43), SDP Series side panels (p.40).

**Seismic-Certified Gangable Rack (LSGR Series).** Similar to LGR Series but with a seismic reinforced base, X-frame construction, and P.E. certification. Code compliant (Cat.1 & 2).

Model No.	RU	Overall Depth	Usable Depth	Overall Width	Overall Height	Adj. Rails	Rear Door	Top	No. of Ctns.	Ctn. Wt. (lbs.)	List	Direct Net (ea.)	
												1-3	4+
LSGR-4027	40	27.00"	24.34"	23.06"	76.13"	2 pr	✓	7U	1	176	1503.84	751.92	740.64
LSGR-4427	44	27.00"	24.34"	23.06"	83.13"	2 pr	✓	7U	1	186	1602.48	801.24	789.22
LSGR-4032	40	32.00"	29.34"	23.06"	76.13"	2 pr	✓	10U	1	181	1741.70	870.85	857.79
LSGR-4432	44	32.00"	29.34"	23.06"	83.13"	2 pr	✓	10U	1	191	1850.42	925.21	911.33
LSGR-4036	40	36.00"	33.34"	23.06"	76.13"	2 pr	✓	10U	1	185	1945.08	972.54	957.95
LSGR-4436	44	36.00"	33.34"	23.06"	83.13"	2 pr	✓	10U	1	205	2039.12	1019.56	1004.27

Accessories: LFD Series front door (p.39), RRRN Series mtg. rails (p.42), SDP Series side panels (p.40). Do not use a separate base with seismic racks.



LGR-2427



LGR-4427



LSGR-4432

# PORTABLE RACKS

**Portable Rack w/Solid Steel Door (LPR Series).** Steel rack w/black wrinkle finish, beveled corners, solid front door w/key lock, recessed rear door w/key lock, solid top, 10-32 threaded rails (adj.), swivel casters, grounding stud, hardware, 900 lbs. load capacity.

Model No.	RU	Rack Depth	Usable Depth	Rack Width	Rack Height	Adj. Rails	Rear Door	Front Door	No. of Ctns.	Ctn. Wt. (lbs.)	List	Direct Net (ea.)		
												1-3	4+	
LPR-1422	14	22.00"	19.34"	23.06"	30.63"	1 pr	✓	Solid	1	109	923.46	461.73	454.80	
LPR-2122	21	22.00"	19.34"	23.06"	42.88"	1 pr	✓	Solid	1	137	978.64	489.32	481.98	
LPR-1427	14	27.00"	24.34"	23.06"	30.63"	1 pr	✓	Solid	1	119	1017.22	508.61	500.98	
LPR-2127	21	27.00"	24.34"	23.06"	42.88"	1 pr	✓	Solid	1	152	1130.30	565.15	556.67	
LPR-2427	24	27.00"	24.34"	23.06"	48.13"	1 pr	✓	Solid	1	167	1232.44	616.22	606.98	
Accessories for portable racks:														
KOP-AC1502	9.6" knockout panel w/15A outlets, cutouts, cord									1	3	119.84	59.92	57.52
												List	1+	
LGT-22	Laminate top w/rubber edge molding (for 22"D rack)									1	18	297.90	148.95	
LGT-27	Laminate top w/rubber edge molding (for 27"D rack)									1	25	347.78	173.89	

\*Measurements do not include casters, see spec sheets for more information.

**Portable Rack w/Fully-Vented Door (LPR--FV Series).** Steel rack w/black wrinkle finish, beveled corners, fully-vented front door w/key lock, recessed rear door w/key lock, solid top, 10-32 threaded rails (adj.), swivel casters, grounding stud, hardware, 900 lbs. load capacity.

Model No.	RU	Rack Depth	Usable Depth	Rack Width	Rack Height	Adj. Rails	Rear Door	Front Door	No. of Ctns.	Ctn. Wt. (lbs.)	List	Direct Net (ea.)	
												1-3	4+
LPR-1422FV	14	22.00"	19.34"	23.06"	30.63"	1 pr	✓	Vent	1	109	1055.30	527.65	519.74
LPR-2122FV	21	22.00"	19.34"	23.06"	42.88"	1 pr	✓	Vent	1	124	1129.58	564.79	556.32
LPR-1427FV	14	27.00"	24.34"	23.06"	30.63"	1 pr	✓	Vent	1	119	1166.24	583.12	574.37
LPR-2127FV	21	27.00"	24.34"	23.06"	42.88"	1 pr	✓	Vent	1	152	1456.84	728.42	717.49
LPR-2427FV	24	27.00"	24.34"	23.06"	48.13"	1 pr	✓	Vent	1	162	1600.32	800.16	788.16

\*Measurements do not include casters, see spec sheets for more information.

**Portable Rack w/Plexiglass Door, Laminate Top (LPR--PGT Series).** Steel rack w/black wrinkle finish, beveled corners, smoked plexiglass front door w/key lock, recessed rear door w/key lock, solid top, 10-32 threaded rails (adj.), swivel casters, grounding stud, hardware, 900 lbs. load capacity, overhanging laminate top w/rubber edge molding.

Model No.	RU	Rack Depth*	Usable Depth	Rack Width*	Rack Height*	Adj. Rails	Rear Door	Front Door	No. of Ctns.	Ctn. Wt. (lbs.)	List	Direct Net (ea.)	
												1-3	4+
LPR-1422PGT	14	22.00"	19.34"	23.06"	30.63"	1 pr	✓	Plexi	1	153	1556.90	778.45	766.77
LPR-2122PGT	21	22.00"	19.34"	23.06"	42.88"	1 pr	✓	Plexi	1	154	1694.78	847.39	834.68
LPR-1427PGT	14	27.00"	24.34"	23.06"	30.63"	1 pr	✓	Plexi	1	164	1823.20	911.60	897.93
LPR-2127PGT	21	27.00"	24.34"	23.06"	42.88"	1 pr	✓	Plexi	1	170	1973.90	986.95	972.15
LPR-2427PGT	24	27.00"	24.34"	23.06"	48.13"	1 pr	✓	Plexi	1	204	2118.42	1059.21	1043.32

\*Measurements do not include casters or laminate top which overhangs rack, see spec sheets for more information.

**Portable Presentation Rack w/Plexiglass Door, Laminate Top, Skirted Base (#LPPR-2432).** Steel rack w/black wrinkle finish, beveled corners, smoked plexiglass front door w/key lock, recessed rear door w/key lock, solid top, skirted base, 10-32 threaded rails (adj.), swivel casters, grounding stud, hardware, 900 lbs. load capacity, overhanging laminate top with rubber edge molding.

Model No.	RU	Rack Depth*	Usable Depth	Rack Width*	Rack Height*	Adj. Rails	Rear Door	Front Door	No. of Ctns.	Ctn. Wt. (lbs.)	List	Direct Net (ea.)	
												1-3	4+
LPPR-2432	24	32.00"	29.34"	23.06"	48.13"	2 pr	✓	Plexi	1	211	2567.00	1283.50	1264.25

\*Measurements do not include casters or laminate top which overhangs rack, see spec sheet for more information.

# WALL-MOUNT RACKS

**Heavy Duty Swing-Open Wall Rack (LWR Series).** Welded steel, sectional wall rack w/black wrinkle finish has a front mounting section that swings open from 5.8"D backbox (reversible swing direction), vented sides, 10-32 threaded rails (adj.), beveled front corners, rear opening for obstructions, grounding stud, side key locks, knockouts, pilot point hardware. Front mounts w/self-seating L-pins. Ships in 2 cartons so backbox can be at jobsite while front is loaded at shop.

Model No.	RU	Overall Depth	Usable Depth	Overall Width	Overall Height	Adj. Rails	Section Mount	Load Cap. (lbs.)	No. of Ctns.	Ctn. Wt. (lbs.)	List	Direct Net (ea.)	
												1-3	4+
LWR-719	7	19.05	16.00	23.06	18.38	1 pr	L-pins	125	2	74	630.42	315.21	310.48
LWR-1019	10	19.05	16.00	23.06	23.63	1 pr	L-pins	150	2	84	652.98	326.49	321.59
LWR-1219	12	19.05	16.00	23.06	27.13	1 pr	L-pins	150	2	91	724.38	362.19	356.76
LWR-1619	16	19.05	16.00	23.06	34.13	1 pr	L-pins	200	2	106	837.28	418.64	412.36
LWR-2119	21	19.05	16.00	23.06	42.88	1 pr	L-pins	250	2	119	1043.90	521.95	514.12
LWR-2419	24	19.05	16.00	23.06	48.13	1 pr	L-pins	300	2	134	1078.40	539.20	531.11
LWR-3519	35	19.05	16.00	23.06	67.38	1 pr	L-pins	300	2	160	1278.68	639.34	629.75
LWR-723	7	23.05	20.00	23.06	18.38	1 pr	L-pins	125	2	82	679.78	339.89	334.79
LWR-1023	10	23.05	20.00	23.06	23.63	1 pr	L-pins	150	2	93	703.10	351.55	346.28
LWR-1223	12	23.05	20.00	23.06	27.13	1 pr	L-pins	150	2	102	791.78	395.89	389.95
LWR-1623	16	23.05	20.00	23.06	34.13	1 pr	L-pins	200	2	109	951.96	475.98	468.84
LWR-2123	21	23.05	20.00	23.06	42.88	1 pr	L-pins	250	2	132	1171.00	585.50	576.72
LWR-2423	24	23.05	20.00	23.06	48.13	1 pr	L-pins	300	2	144	1259.30	629.65	620.21
LWR-3523	35	23.05	20.00	23.06	67.38	1 pr	L-pins	300	2	176	1471.58	735.79	724.75
LWR-1228	12	28.05	25.00	23.06	27.13	1 pr	L-pins	300	2	111	853.70	426.85	420.45
LWR-1628	16	28.05	25.00	23.06	34.13	1 pr	L-pins	300	2	127	1059.90	529.95	522.00
LWR-2428	24	28.05	25.00	23.06	48.13	1 pr	L-pins	300	2	158	1483.66	741.83	730.70
LWR-1232	12	31.87	29.00	23.06	27.13	1 pr	L-pins	300	2	120	899.96	449.98	443.23
LWR-1632	16	31.87	29.00	23.06	34.13	1 pr	L-pins	300	2	135	1098.80	549.40	541.16
LWR-2432	24	31.87	29.00	23.06	48.13	1 pr	L-pins	300	2	169	1509.00	754.50	743.18

Accessories specific to this rack series:

FW2-KIT-VB	Thermal kit (2 single fans w/cord, vent blockers)									1 kit	5	169.30	84.65	83.38
FW2-KIT-VB	Thermal kit (2 single fans w/thermo-cord, vent blockers)									1 kit	5	199.78	99.89	98.39
												List	1+	
MVBLWR	Magnetic vent blockers (for 19"D or 23"D)									1 set	2	19.90	9.95	

Accessories: LFD Series front door (p.39), RRD Series mtg. rails (p.42).

**Swing-Open Wall Rack (LWSR Series).** Welded steel wall rack w/black wrinkle finish has a front that swings open 90° from 3.65"D backbox, beveled front corners, vented sides, knockouts, rear opening for obstructions, 10-32 threaded rails (fixed), bridge lances, center locks, pilot point hardware. Front mounting section secures with bolts/fasteners.

Model No.	RU	Overall Depth	Usable Depth	Overall Width	Overall Height	Fixed Rails	Section Mount	Load Cap. (lbs.)	No. of Ctns.	Ctn. Wt. (lbs.)	List	Direct Net (ea.)	
												1-3	4+
LWSR-722	7	22.00"	19.34"	23.06"	20.08"	1 pr	Bolts	150	1	62	525.78	262.89	258.95
LWSR-1022	10	22.00"	19.34"	23.06"	25.33"	1 pr	Bolts	150	1	72	566.30	283.15	278.90
LWSR-1222	12	22.00"	19.34"	23.06"	28.83"	1 pr	Bolts	150	1	78	646.30	323.15	318.30
LWSR-1622	16	22.00"	19.34"	23.06"	35.83"	1 pr	Bolts	150	1	88	836.54	418.27	412.00


Accessories: LFD Series front door (p.39), RRTF Series mtg. rails (p.42), RRTBF rail conversion bracket, (p.43).

**Wall Rack (LWER Series).** Welded steel wall rack w/black wrinkle finish, beveled front corners, vented sides, 10-32 threaded rails (fixed), grounding stud, knockouts, pilot point hardware, solid steel front door w/key lock. Front mounts to wall bracket (included).

Model No.	RU	Overall Depth	Usable Depth	Overall Width	Overall Height	Fixed Rails	Wall Mount	Load Capacity (lbs)	No. of Ctns.	Ctn. Wt. (lbs.)	List	Direct Net (ea.)	
												1-3	4+
LWER-718	7	18.18"	17.20"	23.06"	16.73"	1 pr	Brckt	150	1	54	419.08	209.54	206.40
LWER-1018	10	18.18"	17.20"	23.06"	21.88"	1 pr	Brckt	150	1	63	583.12	291.56	287.19

Accessories: RRTF Series mtg. rails (p.42), RRTBF rail conversion bracket, (p.43).

Lowellmfg.com / (800) 325-9660 / (636) 257-3400 / sales@lowellmfg.com





LWBR-4028

**LWBR Series (Wall Rack w/Support Base):** Welded steel wall cabinet w/black wrinkle finish pivots open from 4.69"D backbox on 4U support base (reversible swing direction). Features configurable top w/closure panels, beveled corners, bottom access panel, vented sides, rear opening for obstructions, 10-32 threaded rails (adj.), slam-latch closure, knockouts, center key lock, pilot point hardware. Support base includes integral rails and blank panel, which can be removed for optional accessories or equipment. Load capacity 500 lbs.

Model No.	RU	Overall Depth	Usable Depth	Overall Width	Overall Height	Adj. Rails	Top	No. of Ctns.	Ctn. Wt. (lbs.)	List	Direct Net (ea.)	
											1-3	4+
LWBR-4022	40	22.40"	20.00"	23.06"	85.78"	1 pr	7U	3	247	1730.90	865.45	852.47
LWBR-2428	24	28.40"	26.00"	23.06"	57.77"	1 pr	7U	3	222	1711.58	855.79	842.95
LWBR-3528	35	28.40"	26.00"	23.06"	77.03"	1 pr	7U	3	249	1916.70	958.35	943.97
LWBR-4028	40	28.40"	26.00"	23.06"	85.78"	1 pr	7U	3	268	2013.90	1006.95	991.85
LWBR-4428	44	28.40"	26.00"	23.06"	92.78"	1 pr	7U	3	284	2185.20	1092.60	1076.21
LWBR-2432	24	32.40"	30.00"	23.06"	57.77"	1 pr	10U	3	243	1887.88	943.94	929.78
LWBR-3532	35	32.40"	30.00"	23.06"	77.03"	1 pr	10U	3	286	2117.72	1058.86	1042.98
LWBR-4032	40	32.40"	30.00"	23.06"	85.78"	1 pr	10U	3	306	2233.40	1116.70	1099.95

Accessories specific to this rack series:

Model No.	Description	No. of Ctns.	Ctn. Wt. (lbs.)	List	1+
LWBR-BD4	Door for 4U base	1	3	69.10	34.55
LWBR-BRR4	Rear rails for 4U base	1	2	48.24	24.12
MVBLWBR	Magnetic vent blocker kit (for LWBR Series)	1	3	25.72	12.86

Accessories: LFD Series front door (p.39), RRD Series mtg. rails (p.42).



LWBR-BRR4

**Tilt-Out Wall Rack w/Manual Release (LTR Series):** Steel wall rack w/Network Grey finish and two mounting bays—upper blank panel can be removed and replaced w/optional 3U control panel; lower bay w/tilt-down door mounts equipment vertically. Includes DIN rail, electrical box, clamping bracket, knockouts, bridge lances, rear opening for obstructions, 10-32 threaded rails, pilot point screws. Load capacity 100 lbs. Center key lock secures lower bay.

Model No.	Mounting Style	Upper Panel Space Fixed Rails Horizontal-mount	Lower Bay Adjustable Rails Vertical-mount**	Rack Depth*	Rack Width*	Rack Height*	No. of Ctns.	Ctn. Wt. (lbs.)	List	Direct Net (ea.)	
										1-3	4+
LTR-220R	Recessed	3U x 19" x 5"	2U x 19" x 20"	5.19"	24.50"	35.00"	1	53	591.22	295.61	291.18
LTR-320R	Recessed	3U x 19" x 6"	3U x 19" x 20"	6.94"	24.50"	35.00"	1	59	641.98	320.99	316.18
LTR-420R	Recessed	3U x 19" x 8"	4U x 19" x 20"	8.13"	24.50"	35.00"	1	61	659.48	329.74	324.79
LTR-220S	Surface	3U x 19" x 5"	2U x 19" x 20"	5.11"	24.50"	35.00"	1	50	547.24	273.62	269.52
LTR-320S	Surface	3U x 19" x 6"	3U x 19" x 20"	6.88"	24.50"	35.00"	1	57	598.90	299.45	294.96
LTR-420S	Surface	3U x 19" x 8"	4U x 19" x 20"	8.07"	24.50"	35.00"	1	58	612.14	306.07	301.48

\*Measurements for recessed racks are shown without trim plate. See spec sheets for overall dimensions.

\*\*First space is 18"D



LTR-220R

**Tilt-Out Wall Rack w/Controlled Release (LTCR Series):** Steel wall rack w/Network Grey finish and two mounting bays—upper bay w/hinged door mounts panel or shallow equipment horizontally; lower bay w/tilt-down door (dampers control rate of descent) mounts equipment vertically. Includes removable shelf, electrical box, side cable raceways, knockouts, bridge lances, rear openings for obstructions, 10-32 threaded rails, pilot point screws. Load capacity 50 lbs. Single key lock secures both bays.

Model No.	Mounting Style	Upper Bay Pivot Rails Horizontal-mount	Lower Bay Adjustable Rails Vertical-mount	Rack Depth	Rack Width*	Rack Height*	No. of Ctns.	Ctn. Wt. (lbs.)	List	Direct Net (ea.)	
										1-3	4+
LTCR-3320R	Recessed	3U x 19" x 4"	3U x 19" x 15"	6.80"	25.00"	34.06"	1	68	1209.54	604.77	595.70
LTCR-3320S	Surface	3U x 19" x 4"	3U x 19" x 15"	6.80"	25.00"	34.06"	1	64	1094.12	547.06	538.85

\*Measurements for recessed rack are shown without trim plate. See spec sheet for overall dimensions.



LTCR-3320S

**Versatile-Mount Rack (VR Series):** Space saving steel rack w/smooth black finish mounts vertically or horizontally to wall or under desk—use 2 together for 4-point mounting. Includes mounting holes on 8" and 16" centers, 10-32 threaded rails (fixed), rear obrounds for cable management.

Model No.	RU	Overall Depth	Overall Width	Overall Height	Fixed Rails	Load Capacity (lbs.)	No. of Ctns.	Ctn. Wt. (lbs.)	List	Direct Net (ea.)	
										1-3	4+
VR-2	2	3.94"	19.17"	6.00"	1 pr	200	1	4	91.64	45.82	45.13
VR-3	3	5.69"	19.17"	6.00"	1 pr	200	1	4	99.96	49.98	49.23
VR-4	4	7.44"	19.17"	6.00"	1 pr	200	1	5	113.22	56.61	55.76



VR-3 with equipment

## WALL-MOUNT RACKS for Networking

**Remote Consolidation Cabinet (RCC Series):** Low profile steel wall cabinet w/Network Grey finish features two bays—upper bay mounts equipment horizontally, lower bay mounts it vertically. Includes reversible door w/vents, dual-punch rails (10-32 threaded holes, squares for alternate hardware), electrical box, knockouts, bridge lances, rear cutouts for obstructions, side draw latch/key lock. Load capacity 150 lbs. Mounts on 16" centers.

Model No.	Mounting Style	Upper Bay Pivot Rails Horizontal-mount	Lower Bay Adjustable Rails Vertical-mount	Overall Depth	Overall Width	Overall Height	No. of Ctns.	Ctn. Wt. (lbs.)	List	Direct Net (ea.)	
										1-3	4+
RCC-2228	Surface	2U x 19" x 2"	2U x 19" x 23"	5.0"	25.5"	28.5"	1	42	599.48	299.74	295.24
RCC-2236	Surface	2U x 19" x 2"	2U x 19" x 30"	5.0"	25.5"	36.0"	1	49	643.90	321.95	317.12
RCC-3436	Surface	3U x 19" x 2"	4U x 19" x 30"	7.5"	25.5"	36.0"	1	51	686.60	343.30	338.15



RCC-2228

**Remote Consolidation Cabinet w/Deep Door (RCCD Series):** Steel cabinet w/Network Grey finish features deep front door w/flip top access and two bays—upper bay mounts equipment horizontally, lower bay mounts it vertically. Includes reversible door w/vents, dual punch rails (10-32 threaded holes, squares for alternate hardware), electrical box, knockouts, bridge lances, rear cutouts for obstructions, side draw latch/key lock. Load capacity 150 lbs. Mounts on 16" centers.

Model No.	Mounting Style	Upper Bay Pivot Rails Horizontal-mount	Lower Bay Adjustable Rails Vertical-mount	Overall Depth	Overall Width	Overall Height	No. of Ctns.	Ctn. Wt. (lbs.)	List	Direct Net (ea.)	
										1-3	4+
RCCD-4628	Surface	4U x 19" x 4.9"	6U x 19" x 21"	11.19"	25.5"	28.55"	1	58	649.10	324.55	319.68
RCCD-4636	Surface	4U x 19" x 4.9"	6U x 19" x 30"	11.19"	25.5"	36.00"	1	66	756.76	378.38	372.70



RCCD-4636

**Side-Mount Rack (SMR Series):** Low-profile steel wall rack w/black finish holds equipment sideways or vertically, depending on how it's mounted. Includes removable front cover, vented top/bottom, bridge lances, 10-32 threaded rails (repositionable depth), bi-directional keyhole slots on standard 16" centers.


Model No.	RU	Overall Depth	Overall Width	Overall Height	Adj. Rails	Load Capacity	No. of Ctns.	Ctn. Wt. (lbs.)	List	Direct Net (ea.)	
										1-3	4+
SMR-2	2	3.92"	21.63"	19.31"	1 pr	50 lbs	1	18	151.40	75.70	74.56
SMR-4	4	7.17"	21.63"	19.31"	1 pr	50 lbs	1	22	171.48	85.74	84.45



SMR-2

**Swing-Gate Rack (SR Series):** Open frame steel rack w/smooth black finish has a gate that swings open 90° (reversible swing direction), 10-32 threaded rails (fixed), quick-release dent pins to secure closure, pilot point hardware. Mounts on 16" centers. Ships unassembled.

Model No.	RU	Overall Depth	Usable Depth	Overall Width	Overall Height	Fixed Rails	Load Capacity (lbs.)	No. of Ctns.	Ctn. Wt. (lbs.)	List	Direct Net (ea.)	
											1-3	4+
SR-1212	12	12.00"	11.88"	19.75"	26.24"	1 pr	100	1	36	331.56	165.78	163.29
SR-2012	20	12.00"	11.88"	19.75"	40.24"	1 pr	100	1	38	399.78	199.89	196.89
SR-1218	12	18.00"	17.88"	19.75"	26.24"	1 pr	100	1	38	364.96	182.48	179.74
SR-2018	20	18.00"	17.88"	19.75"	40.24"	1 pr	100	1	41	429.68	214.84	211.62
SR-2518	25	18.00"	17.88"	19.75"	49.24"	1 pr	100	1	52	482.64	241.32	237.70
SR-1224	12	24.00"	23.89"	19.75"	26.24"	1 pr	100	1	44	415.10	207.55	204.44
SR-2024	20	24.00"	23.89"	19.75"	40.24"	1 pr	100	1	52	498.28	249.14	245.40
SR-2524	25	24.00"	23.89"	19.75"	49.24"	1 pr	100	1	59	554.92	277.46	273.30



SR-2018

**Heavy Duty Swing-Gate Rack (SGR Series):** Open frame steel wall rack w/black finish provides extraordinary access with a gate that swings open 90° from a fully open side (rack can be mounted so gate swings left or right). Features abundant cable paths and tie points, 10-32 threaded rails (fixed), thumb latch closure, pilot point hardware. Mounts on 16" centers. Two-piece field assembly (separate frame mounts to fully welded wrap).

Model No.	RU	Overall Depth	Usable Depth	Overall Width	Overall Height	Fixed Rails	Load Capacity (lbs.)	No. of Ctns.	Ctn. Wt. (lbs.)	List	Direct Net (ea.)	
											1-3	4+
SGR-1212	12	13.21"	11.60"	20.03"	27.48"	1 pr	150	1	41	433.50	216.75	213.50
SGR-2012	20	13.21"	11.60"	20.03"	41.47"	1 pr	150	1	51	479.68	239.84	236.24
SGR-1218	12	19.00"	17.60"	20.03"	27.48"	1 pr	150	1	47	454.38	227.19	223.78
SGR-2018	20	19.00"	17.60"	20.03"	41.47"	1 pr	150	1	57	533.74	266.87	262.87



SGR-2012




**Hinged Utility Bracket (HUB Series).** Steel bracket w/front hinge features swing open access, 10-32 threaded rails (fixed), black finish. Mounts to wall on standard 16" centers or to 19" rack frame.

Model No.	RU	Overall Depth	Usable Depth	Overall Width	Overall Height	Fixed Rails	No. of Ctns.	Ctn. Wt. (lbs.)	List	Direct Net (ea.)	
										1-3	4+
HUB-2	2	6.00"	5.94"	19.17"	3.50"	1 pr	1	3	67.90	33.95	33.44
HUB-4	4	6.00"	5.94"	19.17"	7.00"	1 pr	1	6	81.00	40.50	39.89
HUB-6	6	6.00"	5.94"	19.17"	10.50"	1 pr	1	9	94.42	47.21	46.50

Accessories specific to this rack series:

HUB-CVR	Steel top cover or shelf, black finish	1	3	43.62	21.81	21.48
---------	--	---	---	-------	-------	-------



**Pivot Frame Wall Rack (PFR Series).** Steel networking rack is a great platform for voice/data equipment (patch panels, routers, etc.). It features a hinged panel mounting frame that pivots down 90 degrees to an absolute stop, providing access to equipment for punch-down interconnects. Black finish.

Model No.	RU	Overall Depth	Usable Depth	Overall Width	Overall Height	Fixed Rails	No. of Ctns.	Ctn. Wt. (lbs.)	List	Direct Net (ea.)	
										1-3	4+
PFR-46	4	6.00"	5.97"	19.30"	9.25"	1 pr	1	9	136.30	68.15	67.13
PFR-66	6	6.00"	5.97"	19.30"	12.75"	1 pr	1	12	146.02	73.01	71.91
PFR-612	6	12.00"	11.97"	19.30"	12.75"	1 pr	1	18	237.78	118.89	117.11
PFR-812	8	12.00"	11.97"	19.30"	16.25"	1 pr	1	19	254.38	127.19	125.28
PFR-818	8	18.00"	17.97"	19.30"	16.25"	1 pr	1	23	295.48	147.74	145.52

Accessories specific to this rack series:

PFR-TC12	Top cover for 12"D rack	1	7	87.78	43.89	43.23
PFR-TC18	Top cover for 18"D rack	1	10	115.56	57.78	56.91
PFR-FP6	Front panel for 6U rack	1	11	133.40	66.70	65.70
PFR-FP8	Front panel for 8U rack	1	12	161.08	80.54	79.33



## WALL-MOUNT SHELVES



**Flat-Ship Wall Shelf w/Hinge (FS Series).** Quick-install steel wall shelf w/black finish and keyhole slots mounts on 16" centers. Ships flat, folds out for installation—no assembly required.

Model No.	Overall Depth	Overall Width	Overall Height	Load Capacity (lbs.)	Ctn. Pack	Ctn. Wt. (lbs.)	List	Direct Net (ea.)	
								1-3	4+
FS18-14	14.00"	18.22"	8.24"	100	1	8	85.22	42.61	41.97
FS18-16	16.00"	18.22"	8.24"	100	1	9	91.28	45.64	44.96
FS18-20	20.00"	18.22"	8.24"	100	1	10	103.48	51.74	50.96



**Wall Shelf—Heavy Duty (#WS21-17).** Sturdy wall shelf features one-piece steel construction, keyhole slots to mount on 16" centers, front return, angled sides, black finish.

Model No.	Overall Depth	Overall Width	Overall Height	Load Capacity (lbs.)	Ctn. Pack	Ctn. Wt. (lbs.)	List	Direct Net (ea.)	
								1-3	4+
WS21-17	17.00"	21.00"	15.00"	200	2	42	155.70	77.85	76.68



**Wall Shelf—Light Duty (#WSL-1814).** Steel shelf w/formed and bolted construction, holes for cable drop, angled sides, bottom vents, black finish.

Model No.	Overall Depth	Overall Width	Overall Height	Load Capacity (lbs.)	Ctn. Pack	Ctn. Wt. (lbs.)	List	Direct Net (ea.)	
								1-3	4+
WSL-1814	14.00"	18.00"	3.47"	40	1	6	63.36	31.68	31.20

## DESKTOP & UNDER-COUNTER RACKS

**Desktop Rack (LDTR Series).** Steel rack w/black wrinkle finish, welded top and base, welded sides w/vents, 10-32 threaded rails (fixed), rubber feet, 150 lbs. load capacity.

Model No.	RU	Overall Depth	Usable Depth	Overall Width	Overall Height	Fixed Rails	Top	No. of Ctns.	Ctn. Wt. (lbs.)	List	Direct Net (ea.)	
											1-3	4+
LDTR-718	7	18.18"	17.20"	23.06"	16.63"	2 pr	Solid	1	43	343.10	171.55	168.98
LDTR-1018	10	18.18"	17.20"	23.06"	21.88"	2 pr	Solid	1	52	409.36	204.68	201.61
LDTR-1218	12	18.18"	17.20"	23.06"	25.38"	2 pr	Solid	1	56	471.40	235.70	232.16
LDTR-1418	14	18.18"	17.20"	23.06"	28.88"	2 pr	Solid	1	61	544.50	272.25	268.17
LDTR-1618	16	18.18"	17.20"	23.06"	32.38"	2 pr	Solid	1	65	603.92	301.96	297.43

Accessories specific to LDTR and LDSR racks:

LDTR-RAC7	Rear access cover for 7U rack	1	6	129.66	64.83	63.86
LDTR-RAC10	Rear access cover for 10U rack	1	8	147.72	73.86	72.75
LDTR-RAC12	Rear access cover for 12U rack	1	10	156.20	78.10	76.93
LDTR-RAC14	Rear access cover for 14U rack	1	10	162.02	81.01	79.79
LDTR-RAC16	Rear access cover for 16U rack	1	11	174.96	87.48	86.17

Accessories: RRTBF adj. rail conversion bracket (p.43)

**Desktop Rack w/Sloped Front (LDSR Series).** Steel w/black wrinkle finish, welded top, solid welded sides, open base, sloped front for easy viewing of mounted equipment from seated position, 10-32 threaded rails (fixed), rubber feet.

Model No.	RU	Overall Depth	Overall Width	Overall Height	Fixed Rails	No. of Ctns.	Ctn. Wt. (lbs.)	List	Direct Net (ea.)	
									1-3	4+
LDSR-718	7	18.00"	21.10"	14.21"	1 pr	1	29	443.88	221.94	218.61
LDSR-1018	10	18.00"	21.10"	19.35"	1 pr	1	37	475.72	237.86	234.29
LDSR-1218	12	18.00"	21.10"	22.77"	1 pr	1	40	505.58	252.79	249.00

**Pull-Out Studio Rack (LPSR Series).** Steel rack w/black wrinkle finish, welded top, welded sides w/vents, sloped front for easy viewing from a seated position, 10-32 threaded rails (fixed), solid front door, rear access cover w/cable ports, 250 lbs. load capacity. One model includes an overhanging laminate top w/rubber edge molding.

Model No.	RU	Rack Depth*	Rack Width*	Rack Height*	Fixed Rails	Laminate Top	Rear Panel	No. of Ctns.	Ctn. Wt. (lbs.)	List	Direct Net (ea.)	
											1-3	4+
LPSR-1226	12	25.52"	23.00"	26.88"	1 pr	---	✓	1	77	1118.32	559.16	550.77
LPSR-1226GT	12	25.52"	23.00"	26.88"	1 pr	✓	✓	1	93	1425.80	712.90	702.21

\*Measurements for rack without overhanging laminate top.

**Rack Stand (LRS Series).** Two-post rack stand w/angled 10-32 threaded rails and small footprint for small AV or IT equipment arrangements is ideal where space is limited and a full size rack is not needed. Use freestanding or bolted to desk or counter. Ships unassembled.

Model No.	RU	Overall Depth	Overall Width	Overall Height	Post Rails	Load Capacity	No. of Ctns.	Ctn. Wt. (lbs.)	List	Direct Net (ea.)	
										1-3	4+
LRS-8	8	11.50"	19.06"	15.86"	1 pr	80 lbs	1	5	85.92	42.96	
LRS-12	12	11.50"	19.06"	22.86"	1 pr	80 lbs	1	6	97.00	48.50	



# BUILT-IN RACKS



LCR-1418



LCR-16RK

**Credenza Rack (LCR Series).** Welded steel rack w/smooth black finish, open sides/top/base, 10-32 threaded corner post rails, grounding stud.

Model No.	RU	Overall Depth	Overall Width	Overall Height	Post Rails	Base Rails	Load Capacity	No. of Ctns.	Ctn. Wt. (lbs.)	List	Direct Net (ea.)	
											1-3	4+
LCR-816	8	16.00"	19.25"	14.94"	4	250 lbs	1	21	398.58	199.29	196.30	
LCR-1016	10	16.00"	19.25"	18.44"	4	250 lbs	1	22	398.58	199.29	196.30	
LCR-1216	12	16.00"	19.25"	21.94"	4	250 lbs	1	24	398.58	199.29	196.30	
LCR-1416	14	16.00"	19.25"	25.44"	4	250 lbs	1	26	398.58	199.29	196.30	
LCR-818	8	18.00"	19.25"	14.94"	4	250 lbs	1	21	425.48	212.74	209.55	
LCR-1018	10	18.00"	19.25"	18.44"	4	250 lbs	1	23	425.48	212.74	209.55	
LCR-1218	12	18.00"	19.25"	21.94"	4	250 lbs	1	25	425.48	212.74	209.55	
LCR-1418	14	18.00"	19.25"	25.44"	4	250 lbs	1	26	425.48	212.74	209.55	
Accessories specific to this rack series:											List	1+
LCR-16RK	Runner kit protects surfaces, 16"L							1	1	45.90	22.95	
LCR-18RK	Runner kit protects surfaces, 18"L							1	1	47.70	23.85	

**Pull & Turn Rack (LPTR Series).** Steel rack w/smooth black finish, 10-32 threaded corner post rails, cable lacing bars. The top mounting section slides forward on base, then turns/locks in two positions. Tallest racks (28U+) include side support brackets. Ships unassembled.


Model No.	RU	Overall Depth	Overall Width	Overall Height	Post Rails	Base Rails	Load Capacity	No. of Ctns.	Ctn. Wt. (lbs.)	List	Direct Net (ea.)		
											1+		
LPTR2-1019	10	19.22"	19.13"	20.08"	4	2	125 lbs	2	62	807.50	403.75		
LPTR2-1219	12	19.22"	19.13"	23.58"	4	2	125 lbs	2	63	807.50	403.75		
LPTR2-1419	14	19.22"	19.13"	27.08"	4	2	125 lbs	2	63	807.50	403.75		
LPTR2-1619	16	19.22"	19.13"	30.58"	4	2	125 lbs	2	66	807.50	403.75		
LPTR2-2119	21	19.22"	19.13"	39.33"	4	2	125 lbs	2	69	807.50	403.75		
LPTR2-2419	24	19.22"	19.13"	44.58"	4	2	125 lbs	2	70	807.50	403.75		
LPTR4-1019	10	19.22"	19.13"	20.08"	4	4	250 lbs	2	68	920.30	460.15		
LPTR4-1219	12	19.22"	19.13"	23.58"	4	4	250 lbs	2	69	920.30	460.15		
LPTR4-1419	14	19.22"	19.13"	27.08"	4	4	250 lbs	2	69	920.30	460.15		
LPTR4-1619	16	19.22"	19.13"	30.58"	4	4	250 lbs	2	72	920.30	460.15		
LPTR4-2119	21	19.22"	19.13"	39.33"	4	4	250 lbs	2	80	920.30	460.15		
LPTR4-2419	24	19.22"	19.13"	44.58"	4	4	250 lbs	2	81	920.30	460.15		
LPTR4-2819	28	19.22"	19.13"	51.58"	4	4	250 lbs	2	84	920.30	460.15		
LPTR4-3019	30	19.22"	19.13"	55.08"	4	4	250 lbs	2	86	920.30	460.15		
LPTR4-1023	10	23.38"	19.13"	20.08"	4	4	200 lbs	2	78	1161.00	580.50		
LPTR4-1223	12	23.38"	19.13"	23.58"	4	4	200 lbs	2	79	1161.00	580.50		
LPTR4-1423	14	23.38"	19.13"	27.08"	4	4	200 lbs	2	79	1161.00	580.50		
LPTR4-1623	16	23.38"	19.13"	30.58"	4	4	200 lbs	2	82	1161.00	580.50		
LPTR4-2123	21	23.38"	19.13"	39.33"	4	4	200 lbs	2	85	1161.00	580.50		
LPTR4-2423	24	23.38"	19.13"	44.58"	4	4	200 lbs	2	86	1161.00	580.50		
LPTR4-2823	28	23.38"	19.13"	51.58"	4	4	200 lbs	2	89	1161.00	580.50		
LPTR4-3023	30	23.38"	19.13"	55.08"	4	4	200 lbs	2	91	1161.00	580.50		
Accessories specific to this rack series:											List	1-3	4+
LPTR-NS	Zero-space shelf							1	7	103.72	51.86	51.08	
LPTR-TC	Steel top cover							1	9	79.68	39.84	39.24	



LPTR2-1019



LPTR4-1619



LPTR4-2119



LPTR-NS

**Pull-Out Rack (LPOR Series).** Steel rack w/smooth black finish, 10-32 threaded rails (shorter rear rails), cable lacing bars, front security panel, top mounting section slides forward on base. Ships unassembled.

Model No.	RU	Overall Depth	Overall Width	Overall Height	Post Rails	Base Rails	Load Capacity	No. of Ctns.	Ctn. Wt. (lbs.)	List	Direct Net (ea.)	
											1-3	4+
LPOR2-719	7	19.22"	19.06"	14.12"	4	2	125 lbs	2	42	672.28	336.14	331.10
LPOR2-1019	10	19.22"	19.06"	19.37"	4	2	125 lbs	2	42	672.28	336.14	331.10
LPOR2-1219	12	19.22"	19.06"	22.87"	4	2	125 lbs	2	43	672.28	336.14	331.10
LPOR2-1419	14	19.22"	19.06"	26.37"	4	2	125 lbs	2	43	672.28	336.14	331.10
LPOR2-1619	16	19.22"	19.06"	29.87"	4	2	125 lbs	2	44	672.28	336.14	331.10
LPOR2-2119	21	19.22"	19.06"	38.62"	4	2	125 lbs	2	45	672.28	336.14	331.10
LPOR4-719	7	19.22"	19.06"	14.12"	4	4	250 lbs	2	53	798.98	399.49	393.50
LPOR4-1019	10	19.22"	19.06"	19.37"	4	4	250 lbs	2	53	798.98	399.49	393.50
LPOR4-1219	12	19.22"	19.06"	22.87"	4	4	250 lbs	2	54	798.98	399.49	393.50
LPOR4-1419	14	19.22"	19.06"	26.37"	4	4	250 lbs	2	54	798.98	399.49	393.50
LPOR4-1619	16	19.22"	19.06"	29.87"	4	4	250 lbs	2	55	798.98	399.49	393.50
LPOR4-2119	21	19.22"	19.06"	38.62"	4	4	250 lbs	2	56	798.98	399.49	393.50



LPOR2-1019



LPOR4-1419

# SPECIALTY RACKS

**Half Rack (LHFR Series).** The 10.69"W half-width steel rack features 10-32 threaded corner post rails, smooth black finish, hardware, 125 lbs. load capacity. Suitable for desktop or under-counter use.

Model No.	RU	Overall Depth	Overall Width	Overall Height	Post Rails	No of Ctns.	Ctn Wt (lbs)	List	Direct Net (ea.)	
									1-3	4+
LHFR-814	8	14.00"	10.69"	15.00"	4	1	13	338.60	169.30	166.76
LHFR-1214	12	14.00"	10.69"	21.94"	4	1	14	356.30	178.15	175.48
Accessories specific to this rack series:										
SEPH-1	Blank panel w/flange, 1U					1	1	13.96	6.98	
SEPH-2	Blank panel w/flange, 2U					1	1	19.16	9.58	
SVSPH-1	Slotted vent panel, 1U					1	1	15.30	7.65	
SVSPH-2	Slotted vent panel, 2U					1	1	18.48	9.24	
UVSH-13	Vented shelf, 1U x 3.5"D					1	1	53.28	26.64	
UVSH-15	Vented shelf, 1U x 5.5"D					1	1	59.96	29.98	
UVSH-111	Vented shelf, 1U x 11.5"D					1	3	73.96	36.98	
FDC4-1HR	Panel w/4 fans					1	1	172.64	86.32	
FDC4-1HRT	Panel w/4 fans, thermostat probe					1	1	199.80	99.90	
ACHR-1505-S	Panel w/5 (15A) NEMA outlets, surge suppression, cord					1	4	215.98	107.99	



LHFR-1214



SVSPH-1



UVSH-111



FDC4-1HRT

**Laminated Rack (LLR Series).** Sturdy wood composite rack w/cathedral black woodgrain laminate finish, open front and back, solid sides/top/base, 10-32 threaded rails (fixed), hardware, 200 lbs. load capacity. Ships unassembled.

Model No.	RU	Overall Depth	Usable Depth	Overall Width	Overall Height	Fixed Rails	No of Ctns.	Ctn Wt (lbs)	List	Direct Net (ea.)	
										1+	
LLR-1018-B	10	18.00"	17.50"	20.41"	18.90"	1 pr	1	32	221.18	110.59	
LLR-1218-B	12	18.00"	17.50"	20.41"	22.40"	1 pr	1	34	231.48	115.74	
LLR-1618-B	16	18.00"	17.50"	20.41"	29.40"	1 pr	1	40	256.90	128.45	
LLR-2118-B	21	18.00"	17.50"	20.41"	38.15"	1 pr	1	46	276.60	138.30	
Accessories specific to this rack series:											
LLR-RRT-10	Rear rails for 10U rack, 1 pr						1	3	49.78	24.89	
LLR-RRT-12	Rear rails for 12U rack, 1 pr						1	4	54.60	27.30	
LLR-RRT-16	Rear rails for 16U rack, 1 pr						1	5	63.08	31.54	
LLR-RRT-21	Rear rails for 21U rack, 1 pr						1	6	70.36	35.18	




LLR-2118-B

# IN-WALL BOXES



IWB-914



IWB-2214



IWBK-1414

**In-Wall Box (IWB Series):** Galvanized steel box mounts between standard 16" studs. Features steel trim plate w/white finish, removable elevated panels, knockouts, grounding stud. Optional front cover.

Model No.	Rack Height*	Rack Depth*	Rack Width*	Load Capacity	No. of Ctns.	Ctn. Wt. (lbs.)	List	Direct Net (ea.)	
								1-3	4+
IWB-914	9.25"	3.6"	14.25"	15 lbs	1	9	117.20	58.60	56.26
IWB-1414	14.25"	3.6"	14.25"	15 lbs	1	11	122.70	61.35	58.90
IWB-2214	22.25"	3.6"	14.25"	15 lbs	1	13	149.08	74.54	71.56

Accessories specific to this rack series:

Model No.	Description	No. of Ctns.	Ctn. Wt. (lbs.)	List	1-3	4+
IWB-914-CVR	Front cover panel w/vents for IWB-914	1	3	33.78	16.89	16.21
IWB-1414-CVR	Front cover panel w/vents for IWB-1414	1	3	35.84	17.92	17.20
IWB-2214-CVR	Front cover panel w/vents for IWB-2214	1	5	42.36	21.18	20.33

\*Without trim plate

**In-Wall Box w/Breakaway Sections (#IWBK-1414).** Galvanized steel box mounts between standard 16" studs and features breakaway side segments to adapt to walls less than 4"D. Includes white steel trim plate, knockouts, grounding stud. Optional front cover.

Model No.	Rack Height*	Rack Depth*	Rack Width*	Load Capacity	No. of Ctns.	Ctn. Wt. (lbs.)	List	Direct Net (ea.)	
								1-3	4+
IWBK-1414	14.25"	3.6"	14.25"	15 lbs	1	9	99.68	49.84	47.85

Accessories specific to this rack series:

Model No.	Description	No. of Ctns.	Ctn. Wt. (lbs.)	List	1-3	4+
IWBK-1414-CVR	Front cover, vented	1	1	35.84	17.92	17.20

\*Without trim plate


# RACKWARE® DOORS & SIDE PANELS

**Rack Front Door (LFD Series).** Surface-mount door w/inset handle and key lock mounts left or right on specified racks. Choose solid steel, fully-vented steel (51% open area), or steel frame w/smoked plexiglass insert.

Model No.	For Rack Series	Rack Height	Door Style	Std. Ctn. Pack	Ctn. Wt. (lbs.)	List	Direct Net (ea.)	
							1-3	4+
LFD-7	LDTR, LER, LFR, LGR, LGNR, LGVR, LGTR, LSER, LWBR, LWR, LWSR	7U	Solid	1	9	129.90	64.95	63.98
LFD-10	LDTR, LER, LFR, LGR, LGNR, LGVR, LGTR, LSER, LWBR, LWR, LWSR	10U	Solid	1	11	156.20	78.10	76.93
LFD-12	LDTR, LER, LFR, LGR, LGNR, LGVR, LGTR, LSER, LWBR, LWR, LWSR	12U	Solid	1	14	173.40	86.70	85.40
LFD-14	LDTR, LER, LFR, LGR, LGNR, LGVR, LGTR, LSER, LWBR, LWR, LWSR	14U	Solid	1	15	182.40	91.20	89.83
LFD-16	LDTR, LER, LFR, LGR, LGNR, LGVR, LGTR, LSER, LWBR, LWR, LWSR	16U	Solid	1	16	191.36	95.68	94.24
LFD-18	LDTR, LER, LFR, LGR, LGNR, LGVR, LGTR, LSER, LWBR, LWR, LWSR	18U	Solid	1	17	220.50	110.25	108.60
LFD-21	LDTR, LER, LFR, LGR, LGNR, LGVR, LGTR, LSER, LWBR, LWR, LWSR	21U	Solid	1	19	245.48	122.74	120.90
LFD-24	LDTR, LER, LFR, LGR, LGNR, LGVR, LGTR, LSER, LWBR, LWR, LWSR	24U	Solid	1	23	267.52	133.76	131.75
LFD-35	LDTR, LER, LFR, LGR, LGNR, LGVR, LGTR, LSER, LWBR, LWR, LWSR	35U	Solid	1	33	313.60	156.80	154.45
LFD-37	LDTR, LER, LFR, LGR, LGNR, LGVR, LGTR, LSER, LWBR, LWR, LWSR	37U	Solid	1	28	323.64	161.82	159.39
LFD-40	LDTR, LER, LFR, LGR, LGNR, LGVR, LGTR, LSER, LWBR, LWR, LWSR	40U	Solid	1	36	337.34	168.67	166.14
LFD-44	LDTR, LER, LFR, LGR, LGNR, LGVR, LGTR, LSER, LWBR, LWR, LWSR	44U	Solid	1	39	352.82	176.41	173.76
LFD-54	LGTR	54U	Solid	1	50	433.46	216.73	213.48
LFD-7FV	LDTR, LER, LFR, LGR, LGNR, LGVR, LGTR, LSER, LWBR, LWR, LWSR	7U	Vented	1	8	269.08	134.54	132.52
LFD-10FV	LDTR, LER, LFR, LGR, LGNR, LGVR, LGTR, LSER, LWBR, LWR, LWSR	10U	Vented	1	9	291.04	145.52	143.34
LFD-12FV	LDTR, LER, LFR, LGR, LGNR, LGVR, LGTR, LSER, LWBR, LWR, LWSR	12U	Vented	1	12	304.82	152.41	150.12
LFD-14FV	LDTR, LER, LFR, LGR, LGNR, LGVR, LGTR, LSER, LWBR, LWR, LWSR	14U	Vented	1	13	313.96	156.98	154.63
LFD-16FV	LDTR, LER, LFR, LGR, LGNR, LGVR, LGTR, LSER, LWBR, LWR, LWSR	16U	Vented	1	13	319.88	159.94	157.54
LFD-18FV	LDTR, LER, LFR, LGR, LGNR, LGVR, LGTR, LSER, LWBR, LWR, LWSR	18U	Vented	1	13	334.64	167.32	164.81
LFD-21FV	LDTR, LER, LFR, LGR, LGNR, LGVR, LGTR, LSER, LWBR, LWR, LWSR	21U	Vented	1	16	351.72	175.86	173.22
LFD-24FV	LDTR, LER, LFR, LGR, LGNR, LGVR, LGTR, LSER, LWBR, LWR, LWSR	24U	Vented	1	20	369.10	184.55	181.78
LFD-35FV	LDTR, LER, LFR, LGR, LGNR, LGVR, LGTR, LSER, LWBR, LWR, LWSR	35U	Vented	1	21	441.96	220.98	217.67
LFD-37FV	LDTR, LER, LFR, LGR, LGNR, LGVR, LGTR, LSER, LWBR, LWR, LWSR	37U	Vented	1	26	457.72	228.86	225.43
LFD-40FV	LDTR, LER, LFR, LGR, LGNR, LGVR, LGTR, LSER, LWBR, LWR, LWSR	40U	Vented	1	26	487.02	243.51	239.86
LFD-44FV	LDTR, LER, LFR, LGR, LGNR, LGVR, LGTR, LSER, LWBR, LWR, LWSR	44U	Vented	1	30	519.78	259.89	255.99
LFD-7P	LDTR, LER, LFR, LGR, LGNR, LGVR, LGTR, LSER, LWBR, LWR, LWSR	7U	Smk plexi	1	8	291.92	145.96	143.77
LFD-10P	LDTR, LER, LFR, LGR, LGNR, LGVR, LGTR, LSER, LWBR, LWR, LWSR	10U	Smk plexi	1	10	328.90	164.45	161.98
LFD-12P	LDTR, LER, LFR, LGR, LGNR, LGVR, LGTR, LSER, LWBR, LWR, LWSR	12U	Smk plexi	1	13	343.12	171.56	168.99
LFD-14P	LDTR, LER, LFR, LGR, LGNR, LGVR, LGTR, LSER, LWBR, LWR, LWSR	14U	Smk plexi	1	14	357.96	178.98	176.30
LFD-16P	LDTR, LER, LFR, LGR, LGNR, LGVR, LGTR, LSER, LWBR, LWR, LWSR	16U	Smk plexi	1	15	375.60	187.80	184.98
LFD-18P	LDTR, LER, LFR, LGR, LGNR, LGVR, LGTR, LSER, LWBR, LWR, LWSR	18U	Smk plexi	1	15	388.50	194.25	191.34
LFD-21P	LDTR, LER, LFR, LGR, LGNR, LGVR, LGTR, LSER, LWBR, LWR, LWSR	21U	Smk plexi	1	17	433.62	216.81	213.56
LFD-24P	LDTR, LER, LFR, LGR, LGNR, LGVR, LGTR, LSER, LWBR, LWR, LWSR	24U	Smk plexi	1	21	462.46	231.23	227.76
LFD-35P	LDTR, LER, LFR, LGR, LGNR, LGVR, LGTR, LSER, LWBR, LWR, LWSR	35U	Smk plexi	1	26	687.78	343.89	338.73
LFD-37P	LDTR, LER, LFR, LGR, LGNR, LGVR, LGTR, LSER, LWBR, LWR, LWSR	37U	Smk plexi	1	28	695.08	347.54	342.33
LFD-40P	LDTR, LER, LFR, LGR, LGNR, LGVR, LGTR, LSER, LWBR, LWR, LWSR	40U	Smk plexi	1	32	738.28	369.14	363.60
LFD-44P	LDTR, LER, LFR, LGR, LGNR, LGVR, LGTR, LSER, LWBR, LWR, LWSR	44U	Smk plexi	1	32	791.70	395.85	389.91



LFD-24



LFD-24FV



LFD-24P



**Dual-door Frame (LDDF Series).** Surface-mount door frame accepts 1 or 2 short doors to allow easy access to some equipment, while leaving other electronics. Order LFD Series door(s) separately.

Model No.	For Rack Series	Rack Height	Door Height*		Std. Ctn. Pack	Ctn. Wt. (lbs.)	List	Direct Net (ea.)	
			Upper	Lower				1-3	4+
LDDF-21	LDTR, LER, LFR, LGR, LGNR, LGVR, LSER, LSGR, LWBR, LWR, LWSR	21U	7U	14U	1	19	199.96	99.98	98.48
LDDF-24	LDTR, LER, LFR, LGR, LGNR, LGVR, LSER, LSGR, LWBR, LWR, LWSR	24U	10U	14U	1	20	209.00	104.50	102.93
LDDF-35	LDTR, LER, LFR, LGR, LGNR, LGVR, LSER, LSGR, LWBR, LWR, LWSR	35U	14U	21U	1	22	222.84	111.42	109.75
LDDF-40	LDTR, LER, LFR, LGR, LGNR, LGVR, LSER, LSGR, LWBR, LWR, LWSR	40U	16U	24U	1	24	238.30	119.15	117.36
LDDF-44	LDTR, LER, LFR, LGR, LGNR, LGVR, LSER, LSGR, LWBR, LWR, LWSR	44U	21U	24U	1	25	265.92	132.96	130.97

\* Order LFD Series doors separately.



LRD-44FV

**Fully-Vented Rear Door (LRD Series, LRND Series).** Fully-vented steel recessed rear door w/black wrinkle powder epoxy finish and key lock.

Model No.	For Rack Series	RU	Std. Ctn. Pack	Ctn. Wt. (lbs.)	List	Direct Net (ea.)	
						1-3	4+
LRD-35FV	LER, LFR, LGR, LSER, LSGR	35	1	24	376.70	188.35	185.52
LRD-40FV	LER, LFR, LGR, LSER, LSGR	40	1	26	418.56	209.28	206.14
LRD-44FV	LER, LFR, LGR, LSER, LSGR	44	1	30	428.68	214.34	211.12
LRND-40FV	LGNR, LGVR	40	1	23	418.56	209.28	206.14
LRND-44FV	LGNR, LGVR	44	1	23	428.68	214.34	211.12
LRND-54FV	LGTR	54	1	40	597.74	298.87	294.39

**Steel Side Panels (SDP Series).** Solid steel side panels w/black wrinkle powder epoxy finish and integral handles are sold in pairs. Panels for large racks (35U x 32"D and larger) are split for maneuverability.

Model No.	For Rack Series	RU	Rack Depth	Std. Ctn. Pack	Ctn. Wt. (lbs.)	List	Direct Net (ea.)	
							1-3	4+
SDP-4022	LGR, LSGR, LGNR, LGVR	40	22"D	1 pr	60	587.68	293.84	289.43
SDP-4422	LGR, LSGR, LGNR, LGVR	44	22"D	1 pr	62	646.90	323.45	318.60
SDP-2427	LGR, LSGR, LGNR, LGVR	24	27"D	1 pr	45	481.90	240.95	237.34
SDP-3527	LGR, LSGR, LGNR, LGVR	35	27"D	1 pr	64	575.16	287.58	283.27
SDP-3727	LGR, LSGR, LGNR, LGVR	37	27"D	1 pr	65	582.32	291.16	286.79
SDP-4027	LGR, LSGR, LGNR, LGVR	40	27"D	1 pr	68	635.48	317.74	312.97
SDP-4427	LGR, LSGR, LGNR, LGVR	44	27"D	1 pr	78	676.80	338.40	333.32
SDP-2432	LGR, LSGR, LGNR, LGVR	24	32"D	1 pr	52	662.36	331.18	326.21
SDP-3532	LGR, LSGR, LGNR, LGVR	35	32"D	1 pr*	60	765.42	382.71	376.97
SDP-3732	LGR, LSGR, LGNR, LGVR	37	32"D	1 pr*	62	791.28	395.64	389.71
SDP-4032	LGR, LSGR, LGNR, LGVR	40	32"D	1 pr*	68	852.28	426.14	419.75
SDP-4432	LGR, LSGR, LGNR, LGVR	44	32"D	1 pr*	73	901.50	450.75	443.99
SDP-5432	LGTR	54	32"D	1 pr*	104	1088.00	544.00	535.84
SDP-4036	LGR, LSGR, LGNR, LGVR	40	36"D	1 pr*	92	945.88	472.94	465.85
SDP-4436	LGR, LSGR, LGNR, LGVR	44	36"D	1 pr*	94	996.42	498.21	490.74
SDP-5436	LGTR	54	36"D	1 pr*	120	1196.44	598.22	589.25
SDP-4042	LGR, LSGR, LGNR, LGVR	40	42"D	1 pr*	88	1127.70	563.85	555.39
SDP-4442	LGR, LSGR, LGNR, LGVR	44	42"D	1 pr*	96	1157.28	578.64	569.96

\* Split panels (1 pair = 4 pieces)



SDP-3527



SDP-3532

# RACK BASES, TOPS, RAILS, HARDWARE

**Mobile Base (LMB Series).** Steel base w/black finish and swivel casters (standard tread or special tread to protect fine floors like wood, marble, tile). Mounts flush to bottom rack space, supporting equipment mounted in lowest position. For 23"W racks listed.

Model No.	For Rack Series	Rack Depth	Casters	Increase to Rack Height	Std. Ctn. Pack	Ctn. Wt. (lbs.)	List	Direct Net (ea.)	
								1-3	4+
LMB-27	LER, LFR, LGR	27"	Standard	1.25"	1	31	237.40	118.70	116.92
LMB-32	LER, LFR, LGR	32"	Standard	1.25"	1	32	279.30	139.65	137.56
LMB-36	LER, LFR, LGR	36"	Standard	1.25"	1	35	313.96	156.98	154.63
LMB-27F	LER, LFR, LGR	27"	Fine floor	1.50"	1	31	307.60	153.80	151.49
LMB-32F	LER, LFR, LGR	32"	Fine floor	1.50"	1	32	379.24	189.62	186.78
LMB-36F	LER, LFR, LGR	36"	Fine floor	1.50"	1	33	417.50	208.75	205.62



LMB-32



LMB-27F

**Mobile Base for Narrow Racks (LMNB Series).** Steel base w/black finish and swivel casters mounts flush to bottom rack space, supporting equipment mounted in lowest position. For 22"W racks listed. Increases rack height.

Model No.	For Rack Series	Rack Depth	Casters	Increase to Rack Height	Std. Ctn. Pack	Ctn. Wt. (lbs.)	List	Direct Net (ea.)	
								1-3	4+
LMNB-27	LGNR, LGVR	27"	Standard	1.25"	1	28	237.40	118.70	116.92
LMNB-32	LGNR, LGVR	32"	Standard	1.25"	1	30	279.30	139.65	137.56
LMNB-36	LGNR, LGVR	36"	Standard	1.25"	1	31	313.96	156.98	154.63



LMNB-32

**Shallow Mobile Base (LMSB Series).** Steel cart w/black finish and swivel casters (standard tread or special tread to protect fine floors like wood, marble, tile) mounts under rack frame. Increases rack height.

Model No.	For Rack Series	Rack Depth	Casters	Increase to Rack Height	Std. Ctn. Pack	Ctn. Wt. (lbs.)	List	Direct Net (ea.)	
								1-3	4+
LMSB-22	LER, LFR, LGR	22"	Standard	4.06"	1	22	213.96	106.98	105.38
LMSB-22FL	LER, LFR, LGR	22"	Fine floor	4.33"	1	22	284.80	142.40	140.26



LMSB-22

**Stationary Base (LSB Series).** Steel platform base w/black finish mounts inside rack frame flush to bottom rack space, supporting equipment mounted in lowest position. Does not increase rack height.

Model No.	For Rack Series	For Rack Depth	Casters	Increase to Rack Height	Std. Ctn. Pack	Ctn. Wt. (lbs.)	List	Direct Net (ea.)	
								1-3	4+
LSB-22	LER, LFR, LGR	22"	---	---	1	13	119.78	59.89	58.99
LSB-27	LER, LFR, LGR	27"	---	---	1	15	132.36	66.18	65.19
LSB-32	LER, LFR, LGR	32"	---	---	1	16	148.50	74.25	73.14
LSB-36	LER, LFR, LGR	36"	---	---	1	18	192.46	96.23	94.79
LSB-42	LER, LFR, LGR	42"	---	---	1	19	249.30	124.65	122.78



LSB-27

**Shallow Stationary Base (LSSB Series).** Steel platform base w/black finish mounts inside rack frame creating a sub-floor 2.25" below bottom rack space. Does not increase rack height.

Model No.	For Rack Series	For Rack Depth	Casters	Increase to Rack Height	Std. Ctn. Pack	Ctn. Wt. (lbs.)	List	Direct Net (ea.)	
								1-3	4+
LSSB-22	LER, LFR, LGR	22"	---	---	1	12	67.44	33.72	33.21
LSSB-27	LER, LFR, LGR	27"	---	---	1	15	87.88	43.94	43.28




LSSB-22

**Laminate Top (LGT Series).** Ideal top for portable racks—laminated-covered particle board w/Graphite Grey finish and rubber edge molding (24.69"W) is designed to overhang the rack.

Model No.	For Rack Series	For Rack Depth	Overall Depth	Overall Height	Std. Ctn. Pack	Ctn. Wt. (lbs.)	List	Direct Net (ea.)
								1+
LGT-22	LER, LGR, LPR	22"	24.06"	1"	1	18	297.90	148.95
LGT-27	LER, LGR, LPR	27"	29.06"	1"	1	25	347.78	173.89



LGT-22



**Vented Panels for Rack Top (SVSP Series).** Steel panels w/black semi-gloss finish and slotted vents can be combined to fill the 7U or 10U opening in racks with configurable tops.

Model No.	Description	Std.Ctn. Pack	Ctn. Wt. (lbs.)	List	Direct Net (ea.)
					1+
SVSP-3	Vented steel panel, 19"W x 3U	1	2	27.00	13.50
SVSP-4	Vented steel panel, 19"W x 4U	1	2	33.00	16.50
SVSP-7	Vented steel panel, 19"W x 7U	1	3	49.90	24.95

**Rack Rails for 23"W Racks (RRD Series).** Steel mounting rails w/black finish, 10-32 threaded holes, printed RU increments, and hardware for 23"W racks specified below. Sold in pairs.



Model No.	Description	Rack Units	Mtg. Hardware	Std.Ctn. Pack	Ctn. Wt. (lbs.)	List	Direct Net (ea.)
							1+
RRD-7	Pair of rails for LER, LFR, LGR, LPR, LSER, LSGR, LWBR, LWR	7U	✓	1 pr	4	76.90	38.45
RRD-10	Pair of rails for LER, LFR, LGR, LPR, LSER, LSGR, LWBR, LWR	10U	✓	1 pr	5	81.78	40.89
RRD-12	Pair of rails for LER, LFR, LGR, LPR, LSER, LSGR, LWBR, LWR	12U	✓	1 pr	6	85.88	42.94
RRD-14	Pair of rails for LER, LFR, LGR, LPR, LSER, LSGR, LWBR, LWR	14U	✓	1 pr	6	91.26	45.63
RRD-16	Pair of rails for LER, LFR, LGR, LPR, LSER, LSGR, LWBR, LWR	16U	✓	1 pr	7	95.40	47.70
RRD-18	Pair of rails for LER, LFR, LGR, LPR, LSER, LSGR, LWBR, LWR	18U	✓	1 pr	8	99.50	49.75
RRD-21	Pair of rails for LER, LFR, LGR, LPR, LSER, LSGR, LWBR, LWR	21U	✓	1 pr	9	104.68	52.34
RRD-24	Pair of rails for LER, LFR, LGR, LPR, LSER, LSGR, LWBR, LWR	24U	✓	1 pr	12	110.06	55.03
RRD-35	Pair of rails for LER, LFR, LGR, LPR, LSER, LSGR, LWBR, LWR	35U	✓	1 pr	15	127.58	63.79
RRD-40	Pair of rails for LER, LFR, LGR, LPR, LSER, LSGR, LWBR, LWR	40U	✓	1 pr	17	132.90	66.45
RRD-44	Pair of rails for LER, LFR, LGR, LPR, LSER, LSGR, LWBR, LWR	44U	✓	1 pr	18	144.60	72.30

**Rack Rails for 22"W Racks (RRN Series).** Steel mounting rails w/black finish, 10-32 threaded holes, printed RU increments, and hardware for 22"W racks specified below. Sold in pairs.



Model No.	Description	Rack Units	Mtg. Hardware	Std.Ctn. Pack	Ctn. Wt. (lbs.)	List	Direct Net (ea.)
							1+
RRN-24	Pair of rails for LGNR, LGVR	24U	✓	1 pr	12	110.06	55.03
RRN-37	Pair of rails for LGNR, LGVR	37U	✓	1 pr	13	127.58	63.79
RRN-40	Pair of rails for LGNR, LGVR	40U	✓	1 pr	14	132.90	66.45
RRN-44	Pair of rails for LGNR, LGVR	44U	✓	1 pr	15	144.60	72.30

**Rack Rails for 54U Racks (#RRNT-54).** Steel mounting rails w/black finish and 10-32 threaded holes for 54U rack (LGTR Series). Sold in pairs.



Model No.	Description	Rack Units	Mtg. Hardware	Std.Ctn. Pack	Ctn. Wt. (lbs.)	List	Direct Net (ea.)
							1+
RRNT-54	Pair of rails for LGTR	54U	✓	1 pr	21	277.88	138.94

**Rack Rails for Wall/Desktop Racks (RRTF Series).** Steel mounting rails w/thin flange, black finish, 10-32 threaded holes, printed RU increments, and hardware for specified racks. Sold in pairs.



Model No.	Description	Rack Units	Mtg. Hardware	Std.Ctn. Pack	Ctn. Wt. (lbs.)	List	Direct Net (ea.)
							1+
RRTF-7	Pair of rails for LDSR, LWER, LWSR	7U	✓	1 pr	2	46.30	23.15
RRTF-10	Pair of rails for LDSR, LWER, LWSR	10U	✓	1 pr	3	49.78	24.89
RRTF-12	Pair of rails for LDSR, LWER, LWSR	12U	✓	1 pr	3	54.60	27.30
RRTF-14	Pair of rails for LDSR, LWER, LWSR	14U	✓	1 pr	4	58.76	29.38
RRTF-16	Pair of rails for LDSR, LWER, LWSR	16U	✓	1 pr	4	63.08	31.54

Note: Additional rails for LHR Series racks are on pg. 25

**Rack Rails for Custom Millwork (RRT Series).** Steel mounting rails w/black finish and 10-32 threaded holes. Does not include hardware.

Model No.	Description	Rack Units	Mtg. Hardware	Std.Ctn. Pack	Ctn. Wt. (lbs.)	List	Direct Net (ea.)
							1+
RRT-7	Pair of rails for custom millwork	7U	---	1 pr	2	45.30	22.65
RRT-10	Pair of rails for custom millwork	10U	---	1 pr	3	48.50	24.25
RRT-12	Pair of rails for custom millwork	12U	---	1 pr	3	52.60	26.30
RRT-14	Pair of rails for custom millwork	14U	---	1 pr	4	55.96	27.98
RRT-16	Pair of rails for custom millwork	16U	---	1 pr	4	60.90	30.45
RRT-21	Pair of rails for custom millwork	21U	---	1 pr	6	72.50	36.25
RRT-24	Pair of rails for custom millwork	24U	---	1 pr	7	91.10	45.55
RRT-28	Pair of rails for custom millwork	28U	---	1 pr	7	99.30	49.65
RRT-30	Pair of rails for custom millwork	30U	---	1 pr	8	105.10	52.55
RRT-32	Pair of rails for custom millwork	32U	---	1 pr	9	111.90	55.95
RRT-40	Pair of rails for custom millwork	40U	---	1 pr	10	131.96	65.98
RRT-46	Pair of rails for custom millwork	46U	---	1 pr	12	143.70	71.85



RRT Series rails do not include hardware.

**Rack Hardware.**

Model No.	Description	Std.Ctn. Pack	Ctn. Wt. (lbs.)	List	Direct Net (ea.)
					1+
C2S	Swivel casters, set of 4	1 set	2	51.58	25.79
GBB-36	Copper grounding bar, 36"	1	5	150.90	75.45
GBB-72	Copper grounding bar, 72"	1	8	277.90	138.95
ISO-P1	Rack isolation kit, 1-3/8" x 4" pads, set of 8	1 set	1	47.36	23.68
ISO-LL	Leg levelers electrically isolate rack from concrete floor, set of 4	1 set	1	34.68	17.34
LGRB-12	Plastic bushings for 2" holes (LGR, LSGR racks), pack of 12	1 pk	1	11.70	5.85
LK-FD	Keys for LFD Series front door	1 pr	1	7.42	3.71
LK-RD	Keys for LRD Series rear door	1 pr	1	7.42	3.71
LL	Leg levelers, set of 4	1 set	1	37.70	18.85
LLKRD	Lock & key assembly (creates alternate lock in dual door set-up)	1	1	25.90	12.95
PRK	Protective runner kit	1 kit	3	47.30	23.65
RCN1032-100	10-32 cage nuts, 100 pc bag	1 bag	2	91.00	45.50
RCN1224-100	12-24 cage nuts, 100 pc bag	1 bag	2	99.00	49.50
RCN6MM-100	6mm cage nuts, 100 pc bag	1 bag	2	99.00	49.50
RGH-40	1/4-20" x 5/8" hex/kep ganging hardware, 40 pc bag	1 bag	1	31.00	15.50
RRB-2	2U rail recessing bracket, 1 pr	1 pr	1	42.84	21.42
RRB-3	3U rail recessing bracket, 1 pr	1 pr	2	45.72	22.86
RRB-4	4U rail recessing bracket, 1 pr	1 pr	2	48.74	24.37
RRTBF	Rail conversion bracket for LDTR, LWER, LWSR	1	3	113.68	56.84
RS-25	10-32 Phillips Truss-head pilotpoint screws w/captive washer, 25 pc bag	1 bag	1	8.50	4.25
RS-100	10-32 Phillips Truss-head pilotpoint screws w/captive washer, 100 pc bag	1 bag	1	31.00	15.50
RS-500	10-32 Phillips Truss-head pilotpoint screws w/captive washer, 500 pc jar	1 jar	6	143.70	71.85
RS1224-100	12-24 Phillips Pan-head screws w/separate washer, 100 pc bag	1 bag	1	51.00	25.50
RS6MM-100	6mm Phillips Pan-head screws w/separate washer, 100 pc bag	1 bag	1	57.98	28.99
RSM-100	10-32 Phillips black stainless steel Truss-head pilotpoint screws, 100 pc bag	1 bag	1	78.24	39.12
RSM-500	10-32 Phillips black stainless steel Truss-head pilotpoint screws, 500 pc jar	1 jar	4	365.88	182.94
RSP-500	10-32 Phillips Finish-head pilotpoint screws, 5.1-pt. hardness, 500 pc jar	1 jar	5	186.60	93.30
RSR-50	10-32 Robertson Square-head pilotpoint screws w/captive washer, 50 pc bag	1 bag	1	20.50	10.25
RSR-BIT	Robertson square-head pin drive bit	1	1	4.50	2.25
RSV-50	10-32 Torx star-head pilotpoint screws w/captive washer, 50 pc bag	1 bag	1	25.90	12.95
RSV-BIT	Torx star-head pin drive bit	1	1	13.90	6.95
TLK	Thumb-turn cam latch (replaces key lock)	1	1	19.90	9.95



GBB Series grounding bar



ISO-LL rack isolation leg levelers



ISO-P1 rack isolation pads



PRK protective runner kit



RCN1032-100



RRB-2 recessing brackets



RSM-500



TLK latch for keyless entry

# CABLE & THERMAL MANAGEMENT

**Rackmount Cable Managers.** Horizontal-mount, vertical-mount, and front-to-rear-mount cable managers offer a variety of solutions to organize wires and cables.

Model No.	Description	Std. Ctn. Pack	Ctn. Wt. (lbs.)	List	Direct Net (ea.)	
					1+	
CBP-1	19" panel w/tray & brush strip, 1U	1	2	65.72	32.86	
CBP-2	19" panel w/tray & brush strip, 2U	1	2	84.38	42.19	
CMBS	19" stackable slotted bar (straight), pack of 10	1 pk	2	48.98	24.49	
CMBS-2	19" stackable slotted bar (2" offset), pack of 10	1 pk	4	85.00	42.50	
CMBS-4	19" stackable slotted bar (4" offset), pack of 10	1 pk	4	94.90	47.45	
CMBS-6	19" stackable slotted bar (6" offset), pack of 10	1 pk	5	106.80	53.40	
CMC-1HV	19" panel w/rotating clips, 1U	1	1	41.46	20.73	
CMCD-1HV	19" panel w/rotating clips & D-rings, 1U	1	2	59.90	29.95	
CMD-1H	19" panel w/D-rings (front), 1U	1	2	50.36	25.18	
CMD-2H	19" panel w/D-rings (front), 2U	1	3	55.82	27.91	
CMD-1HV	19" panel w/D-rings (front/end), 1U	1	2	57.48	28.74	
CMD-2HV	19" panel w/D-rings (front/end), 2U	1	3	59.94	29.97	
CMD-2V	D-ring w/bracket, 2U	1	1	15.90	7.95	
CMFW	19" stackable flatwire (straight), pack of 10	1 pk	4	94.32	47.16	
CMFW-2	19" stackable flatwire (1.75" offset), pack of 10	1 pk	4	131.58	65.79	
CMFW-4	19" stackable flatwire (4" offset), pack of 10	1 pk	5	138.96	69.48	
CMPS-1	19" slotted panel, 1U, pack of 10	1 pk	6	157.96	78.98	
CMPS-2	19" slotted panel, 2U, pack of 10	1 pk	12	179.70	89.85	
CMR	19" steel rod (straight), pack of 10	1 pk	3	76.50	38.25	
CMR2	19" steel rod (1.5" offset), pack of 10	1 pk	4	109.90	54.95	
CMR4	19" steel rod (4" offset), pack of 10	1 pk	4	120.60	60.30	
CMHT1-1730	Front-to-rear mount telescoping panel (17"-30"), pack of 2	1 pk	10	79.70	39.85	
CMHT2-1936	Front-to-rear mount telescoping panel (19"-36"), pack of 2	1 pk	19	95.30	47.65	
CMV2-18	Vertical-mount panel w/lacing points (2"W x 18U), pack of 6	1 pk	12	139.60	69.80	
CMV2-35	Vertical-mount panel w/lacing points (2"W x 35U), pack of 6	1 pk	23	178.70	89.35	
CMV2-44	Vertical-mount panel w/lacing points (2"W x 44U), pack of 6	1 pk	24	199.70	99.85	
CMV3-12	Vertical-mount panel w/lacing points (3.25"W x 12U), pack of 6	1 pk	8	146.70	73.35	
CMV3-24	Vertical-mount panel w/lacing points (3.25"W x 24U), pack of 6	1 pk	12	199.08	99.54	
CMV3-35	Vertical-mount panel w/lacing points (3.25"W x 35U), pack of 6	1 pk	19	257.80	128.90	
CMV3-40	Vertical-mount panel w/lacing points (3.25"W x 40U), pack of 6	1 pk	21	274.50	137.25	
CMV3-44	Vertical-mount panel w/lacing points (3.25"W x 44U), pack of 6	1 pk	23	289.90	144.95	
CMV5-24	Vertical-mount panel w/lacing points (4.75"W x 24U), pack of 6	1 pk	17	228.60	114.30	
CMV5-35	Vertical-mount panel w/lacing points (4.75"W x 35U), pack of 6	1 pk	26	299.88	149.94	
CMV5-40	Vertical-mount panel w/lacing points (4.75"W x 40U), pack of 6	1 pk	29	317.60	158.80	
CMV5-44	Vertical-mount panel w/lacing points (4.75"W x 44U), pack of 6	1 pk	32	333.70	166.85	

Accessories:

VCW-12	Velcro cable wraps, pack of 12	1 pk	1	18.90	9.45
--------	--------------------------------	------	---	-------	------

**Cable Ladders.** Wide assortment of ladders, accessories, rackmount panels, and associated hardware to streamline cable management. Panels are 12"W or 18"W.

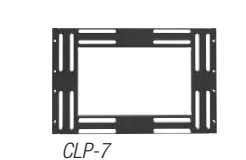
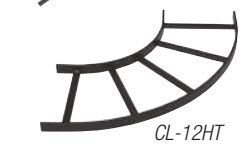
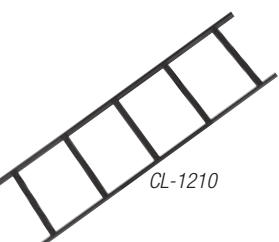
Model No.	Description	Std. Ctn. Pack	Ctn. Wt. (lbs.)	List	Direct Net (ea.)	
					1-3	4+
CL-1210	Cable ladder, 12"W x 10'L	1	25	168.96	84.48	83.21
CL-12HT	Cable ladder horizontal turn, 12"W	1	9	185.28	92.64	91.25
CL-12VT	Cable ladder vertical turn (90 bend), 12"W	1	5	153.60	76.80	75.65
CLA-12RD	Cable ladder accessory – radius drop, 12"W	1	2	86.40	43.20	42.55
CLA-12RRP	Cable ladder accessory – rack-to-runway plate kit, 12"W	1	4	53.90	26.95	26.55
CLA-12WA	Cable ladder accessory – wall angle bracket, 12"W	1	2	50.88	25.44	25.06
CLA-12WT	Cable ladder accessory – wall triangle bracket, 12"W	1	5	66.30	33.15	32.65
CL-1810	Cable ladder, 18"W x 10'L	1	28	201.60	100.80	99.29
CL-18HT	Cable ladder horizontal turn, 18"W	1	11	219.84	109.92	108.27
CL-18VT	Cable ladder vertical turn (90 bend), 18"W	1	6	193.90	96.95	95.50
CLA-18RD	Cable ladder accessory – radius drop, 18"W	1	3	117.96	58.98	58.10
CLA-18RRP	Cable ladder accessory – rack-to-runway plate kit, 18"W	1	5	68.30	34.15	33.64
CLA-18WA	Cable ladder accessory – wall angle bracket, 18"W	1	3	59.72	29.86	29.41
CLA-18WT	Cable ladder accessory – wall triangle bracket, 18"W	1	6	89.30	44.65	43.98
CLP-7	Cable ladder drop-in panel for 7U rack opening	1	4	75.66	37.83	37.26
CLP-10	Cable ladder drop-in panel for 10U rack opening	1	4	105.12	52.56	51.77
CLH-CK	Cable ladder hardware – ceiling-mount kit	1 kit	13	99.28	49.64	48.90

Model No.	Description	Std. Ctn. Pack	Ctn. Wt. (lbs.)	List	Direct Net (ea.)	
					1+	
CLH-EC	Cable ladder hardware – end caps, 1 pr	1 pr	1	10.70	5.35	
CLH-FB	Cable ladder hardware – floor bracket, 1 pr	1 pr	4	59.90	29.95	
CLH-GSK	Cable ladder hardware – grounding strap kit	1	1	36.48	18.24	
CLH-JB3	Cable ladder hardware – 3.25" J-bolt kit	1 pr	1	8.98	4.49	
CLH-SK46	Cable ladder hardware – 4/6" standoff elevation kit, 1 pr	1 pr	3	95.40	47.70	
CLH-SKA	Cable ladder hardware – adj. junction butt splice kit, 1 pr	1 pr	1	45.56	22.78	
CLH-SKB	Cable ladder hardware – butt splice kit, 1 pr	1 pr	1	13.90	6.95	
CLH-SKS	Cable ladder hardware – swivel adj. butt splice kit, 1 pr	1 pr	2	53.90	26.95	
CLH-SKT	Cable ladder hardware – T-junction bracket kit	1 pr	1	21.90	10.95	
CLH-VWB	Cable ladder hardware – vertical-mount wall bracket, 1 pr	1 pr	1	26.90	13.45	

**Fans w/Universal Power (FDC Series).** Fans feature 100-240VAC input voltage, 4 plug adaptors, and a thermostat probe to activate/deactivate fans according to ambient temperature. Choose standard 19" rackmount panel or 4.7" single fan kit to mount to vents for spot cooling. Master fans include a power output to control secondary fans.\*

Model No.	Style	Total Fans	Fan Diameter	Total Airflow	Thermo-probe	Std. Ctn. Pack	Ctn. Wt. (lbs.)	List	Direct Net (ea.)	
									1-3	4+
FDC1-KITT	Standalone fan kit	1	4.7"	73 cfm	✓	1	2	245.04	122.52	120.68
FDC1-KITT-M	Master fan kit	1	4.7"	73 cfm	✓	1	2	255.68	127.84	125.92
FDC1-KIT-S*	Secondary fan kit	1	4.7"	73 cfm	---	1	2	202.32	101.16	99.64
FDC1-KITT-MS	Bundle: 1 master + 1 second	2	4.7"	146 cfm	✓	1	5	473.48	236.74	233.19
FDC1-KITT-MSS	Bundle: 1 master + 2 second	3	4.7"	219 cfm	✓	1	7	644.98	322.49	317.65
FDC2-2T	Rackmount panel, 2U	2	3.15"	52 cfm	✓	1	2	318.78	159.39	157.00
FDC4-2T	Rackmount panel, 2U	4	3.15"	104 cfm	✓	1	3	339.88	169.94	167.39

\*#FDC1-KITT-S requires connection to a master fan for operation (does not include thermo-probe as it's controlled by the master fan).





**Rack Panel w/Blower Fans (BDC4 Series).** Space-saving 1U panel w/power supply and blower fans draws air from inside rack and expels it through front vents. Optional thermostat probe activates/deactivates fans according to ambient temperature.

Model No.	Description	Total Fans	Fan Diameter	Total Airflow	Thermo-probe	Std.Ctn. Pack	Ctn. Wt. (lbs.)	List	Direct Net (ea.)	
									1	4+
BDC4-1	Rackmount blower fan panel, 1U	4	3.5"	90 cfm	---	1	4	181.70	90.85	89.49
BDC4-1T	Rackmount blower fan panel, 1U	4	3.5"	90 cfm	✓	1	4	208.50	104.25	102.69



**Knockout Panel w/Blower Fans (KOP-B Series).** Compact panel (9.63"W) w/power supply replaces rack's rear knockout panel, adding blower fans to draw air from inside rack and expel it through front vents. Optional thermostat probe activates/deactivates fans according to ambient temperature. For Series: LER, LFR, LGR, LGNR, LGVR, LHR, LPPR, LPR, LSER, LSGR, LWER.

Model No.	Style	Total Fans	Fan Diameter	Total Airflow	Thermo-probe	Std.Ctn. Pack	Ctn. Wt. (lbs.)	List	Direct Net (ea.)	
									1	4+
KOP-B	Knockout panel w/blower fans	2	3.5"	45 cfm	---	1	2	151.26	75.63	72.60
KOP-BT	Knockout panel w/blower fans	2	3.5"	45 cfm	✓	1	2	179.48	89.74	86.15



**Panel w/Turbo Fan (FT1-7 Series).** Powerful turbo fan w/guard draws air from inside rack. Choose standard cord or thermo cord w/built-in thermostat to control activation/deactivation of fans according to ambient temperature.

Model No.	Style	Total Fans	Fan Diameter	Total Airflow	Cord Type	Std.Ctn. Pack	Ctn. Wt. (lbs.)	List	Direct Net (ea.)	
									1	4+
FT1-7	Rackmount panel, 7U	1	10"	550 cfm	Standard	1	10	542.80	271.40	267.33
FT1-7T	Rackmount panel, 7U	1	10"	550 cfm	Thermo	1	11	572.50	286.25	281.96

**Panel w/Whisper Fans (FW Series).** Whisper quiet fan w/guards draws air from inside rack. Includes standard cord or thermo-cord w/built-in thermostat to control activation/deactivation of fans according to ambient temperature. Several styles: standard rack panel (19"W), rear door-mount chassis (15.25"W), single fan kit (4.7"W).

Model No.	Style	Total Fans	Fan Diameter	Total Airflow	Cord Type	Std.Ctn. Pack	Ctn. Wt. (lbs.)	List	Direct Net (ea.)	
									1-3	4+
FW2-3	Rackmount panel, 3U	2	4.7"	100 cfm	Standard	1	5	191.78	95.89	94.45
FW2-3T	Rackmount panel, 3U	2	4.7"	100 cfm	Thermo	1	5	233.10	116.55	114.80
FW3-3	Rackmount panel, 3U	3	4.7"	150 cfm	Standard	1	6	249.94	124.97	123.10
FW3-3T	Rackmount panel, 3U	3	4.7"	150 cfm	Thermo	1	6	293.44	146.72	144.52
FW4-7	Rackmount panel, 7U	4	4.7"	200 cfm	Standard	1	10	448.60	224.30	220.94
FW4-7T	Rackmount panel, 7U	4	4.7"	200 cfm	Thermo	1	10	502.78	251.39	247.62
FW2-RD	Rear door chassis	2	4.7"	100 cfm	Standard	1	6	197.58	98.79	97.31
FW2-RDT	Rear door chassis	2	4.7"	100 cfm	Thermo	1	6	235.76	117.88	116.11
FW1-KIT	Single fan kit	1	4.7"	50 cfm	Standard	1	2	108.36	54.18	53.37
FW1-KITT	Single fan kit	1	4.7"	50 cfm	Thermo	1	2	139.56	69.78	68.73

Accessories:

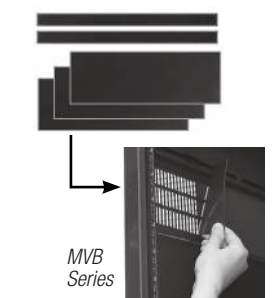
Model No.	Description	Std.Ctn. Pack	Ctn. Wt. (lbs.)	List	Direct Net (ea.)	
					1+	
FW-FF	Filter for 4.7" dia. fan	1	1	17.54	8.77	

**Fan Thermostat Control (#FTC-1).** Rack thermostat w/15A duplex outlet and cord.

Model No.	Description	Std.Ctn. Pack	Ctn. Wt. (lbs.)	List	Direct Net (ea.)	
					1-3	4+
FTC-1	Fan thermostat control	1	4	194.98	97.49	96.03

**Magnetic Vent Blockers (MVB Series).** Each kit has strips that can be trimmed in the field, as needed.


Model No.	Style	Std.Ctn. Pack	Ctn. Wt. (lbs.)	List	Direct Net (ea.)	
					1+	
MVB22	Magnetic vent blocker kit (for LER series rack, 22"D)	1 kit	3	23.80	11.90	
MVB27	Magnetic vent blocker kit (for LER series rack, 27"D)	1 kit	3	26.50	13.25	
MVB32	Magnetic vent blocker kit (for LER series rack, 32"D)	1 kit	4	29.90	14.95	
MVBLGR	Magnetic vent blocker kit (for LGR, LSGR series rack, any depth)	1 kit	2	17.98	8.99	
MVBLWBR	Magnetic vent blocker kit (for LWBR series rack, any depth)	1 kit	3	25.72	12.86	
MVBLWR	Magnetic vent blocker kit (for LWR series rack, 19"D or 23"D)	1 kit	2	19.90	9.95	



## RACK LIGHTING

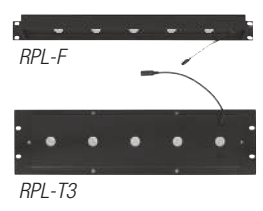
**Rack Light Bar (RLB Series).** Kit includes 2 light bars w/magnetic mounting strips attached, a standard rocker or proximity switch (turns lights on/off when a presence is detected), mounting brackets, hardware, tape pads for switch placement, power supply. White or blue light (40"L only).

Model No.	Description	For Rack Space	Switch (on/off)	Light Color	Std.Ctn. Pack	Ctn. Wt. (lbs.)	List	Direct Net (ea.)	
								1-3	4+
RLB-KIT-16	Light bar kit, 16"L, 4.4W per bar	10U	Rocker	White	1 kit	2	168.68	84.34	80.97
RLB-KIT-16P	Light bar kit, 16"L, 4.4W per bar	10U	Proximity	White	1 kit	2	190.48	95.24	91.43
RLB-KIT-40	Light bar kit, 40"L, 12W per bar	24U	Rocker	White	1 kit	3	223.96	111.98	107.50
RLB-KIT-40P	Light bar kit, 40"L, 12W per bar	24U	Proximity	White	1 kit	3	245.84	122.92	118.00
RLB-KITB-40	Light bar kit, 40"L, 12W per bar	24U	Rocker	Blue	1 kit	3	254.40	127.20	122.11
RLB-KIT-60	Light bar kit, 60"L, 18W per bar	35U	Rocker	White	1 kit	4	293.60	146.80	140.93
RLB-KIT-60P	Light bar kit, 60"L, 18W per bar	35U	Proximity	White	1 kit	4	314.20	157.10	150.82



**Rack Panel w/Lights (RPL Series).** 19" steel panel w/black powder epoxy finish has 5 LEDs to provide pure white light in standard rack space (front or back) or top of rack. Includes on/off switch, power supply.

Model No.	Description	For Rack Space	Switch (on/off)	Light Color	Std.Ctn. Pack	Ctn. Wt. (lbs.)	List	Direct Net (ea.)	
								1-3	4+
RPL-F	Light panel (mounts front or back)	1U	✓	White	1	3	197.20	98.60	94.66
RPL-T3	Light panel (mounts in top of rack)	3U	✓	White	1	4	186.44	93.22	89.49



**Rack Panel w/Light & Power (ACR--LT Series).** Panels feature 15A NEMA outlets, on/off rocker switch, 9 ft. cord w/plug. Choose white hooded light, night-vision hooded light (red changes to white as intensity increases), or gooseneck lights. Model #ACR-1507-GNLT has 3 XLR connectors, others have 1 for use w/optional gooseneck light.

Model No.	Description	Std.Ctn. Pack	Ctn. Wt. (lbs.)	List	Direct Net (ea.)	
					1-3	4+
ACR-1506-LTS	Rackmount panel w/hooded white light, 6 outlets	1	9	291.96	145.98	140.14
ACR-1507-HDLT	Rackmount panel w/hooded night-vision lights, 7 outlets	1	9	520.68	260.34	249.93
ACR-1507-GNLT	Rackmount panel w/gooseneck lights, 7 outlets, det. cord	1	9	433.86	216.93	208.25


Accessories:

Model No.	Description	Std.Ctn. Pack	Ctn. Wt. (lbs.)	List	Direct Net (ea.)	
					1-3	4+
GNLT-18	Single gooseneck light	1	1	39.96	19.98	19.18



**Knockout Panel w/Lights (KOP-L Series).** Compact light panel replaces a rear knockout panel, adding light without taking standard rack space. Available w/push button switch or proximity switch for automatic on/off when a presence is detected. Model #KOP-L is an add-on unit controlled by one of the other panels. Compatible with rack series LER, LFR, LGR, LGNR, LGVR, LHR, LSER, LSGR, LPR, LPPR, LWR.

Model No.	Description	Std.Ctn. Pack	Ctn. Wt. (lbs.)	List	Direct Net (ea.)	
					1-3	4+
KOP-L-SW	Knockout panel w/lights, power supply, push button switch	1	2	151.84	75.92	72.88
KOP-L-PSW	Knockout panel w/lights, power supply, proximity switch	1	2	176.48	88.24	84.71
KOP-L	Knockout panel w/lights (add-on unit)	1	2	134.56	67.28	64.59



**Rack Light (#RL-1B).** Handy work light (5W) w/collapsible swivel hook and rear magnet provides movable lighting while working on racks or equipment. Super bright high power COB LED (500 lumen output). On/off switch w/indicator light. Non-slip grip. Includes 6 ft. cord w/plug.

Model No.	Description	Std.Ctn. Pack	Ctn. Wt. (lbs.)	List	Direct Net (ea.)	
					1+	
RL-1B	Magnetic utility light with hook, cord	1	2	61.78	30.89	



# RACK DRAWERS & SHELVES



SBL-39



SBL-49



UDE-314 (front view)



UDE-314 (rear view)




DFI foam insert keeps equipment in place.



UDP-314



UDP-614



FWS-215 work space



KDMS is reinforced to hold a monitor and keyboard.

**Storage Box w/Lock (SBL Series).** Steel rackmount drawer w/black powder epoxy finish has a bottom hinge, opens from the top. Includes rear bushing for wire pass-through, slam latch closure, key lock.

Model No.	Description	Load Capacity	Std.Ctn. Pack	Ctn. Wt. (lbs.)	List	Direct Net (ea.)	
						1-3	4+
SBL-39	Rack storage box w/bottom hinge & key lock, 3U x 9"D	50 lbs	1	13	135.90	67.95	
SBL-49	Rack storage box w/bottom hinge & key lock, 4U x 9"D	50 lbs	1	18	147.78	73.89	

**Utility Drawer (UDE Series) or Utility Drawer w/Lock (UDEL Series).** Welded steel utility drawer w/black powder epoxy finish features ball bearing slides for smooth operation, rear bushing for wire pass-through (1" dia.), integral handle extends approximately 1/2".

Model No.	Description	Load Capacity	Std.Ctn. Pack	Ctn. Wt. (lbs.)	List	Direct Net (ea.)	
						1-3	4+
UDE-214	Utility drawer, 2U x 14.5"D	50 lbs	1	19	177.98	88.99	87.66
UDE-314	Utility drawer 3U x 14.5"D	50 lbs	1	21	189.30	94.65	93.23
UDE-414	Utility drawer, 4U x 14.5"D	50 lbs	1	23	218.24	109.12	107.48
UDEL-214	Utility drawer w/key lock, 2U x 14.5"D	50 lbs	1	19	207.44	103.72	102.16
UDEL-314	Utility drawer w/key lock, 3U x 14.5"D	50 lbs	1	21	218.56	109.28	107.64
UDEL-414	Utility drawer w/key lock, 4U x 14.5"D	50 lbs	1	23	247.50	123.75	121.89

Accessories:

					List	1+
DFI-2	Thick foam insert w/die-cut squares, solid base, 2U		1	1	49.30	24.65
DFI-3	Thick foam insert w/die-cut squares, solid base, 3U		1	1	54.24	27.12
DFI-4	Thick foam insert w/die-cut squares, solid base, 4U		1	1	69.10	34.55
CDM	Thin perforated non-slip mat liner		1	1	14.70	7.35

**Premium Utility Drawer (UDP Series).** Fully welded steel utility drawer w/black powder epoxy finish features ball bearing slides for smooth operation, rear bushing for wire pass-through (1" dia.), slam latch closure, key lock, perforated non-slip mat liner.

Model No.	Description	Load Capacity	Std.Ctn. Pack	Ctn. Wt. (lbs.)	List	Direct Net (ea.)	
						1-3	4+
UDP-214	Utility drawer w/key lock & mat liner, 2U x 14.5"D	50 lbs	1	18	254.48	127.24	125.33
UDP-314	Utility drawer w/key lock & mat liner, 3U x 14.5"D	50 lbs	1	21	275.40	137.70	135.63
UDP-414	Utility drawer w/key lock & mat liner, 4U x 14.5"D	50 lbs	1	24	288.76	144.38	142.21
UDP-614	Utility drawer w/key lock & mat liner, 6U x 14.5"D	50 lbs	1	30	335.90	167.95	165.43

**Fixed Writing/Work Shelf (#FWS-215).** Rackmount shelf w/steel frame and woodgrain laminate finish over particle board (5/16" thick) is designed to extend out from rack, providing a convenient space for writing or holding a phone or tablet while working on equipment.


Model No.	Description	Load Capacity	Std.Ctn. Pack	Ctn. Wt. (lbs.)	List	Direct Net (ea.)	
						1-3	4+
FWS-215	Work or writing rack shelf, 2U x 15"D	30 lbs	1	13	183.72	91.86	90.48

**Keyboard/Monitor Shelf (#KDMS).** Shelf w/reinforced top mounts to front and rear rack rails to support a standard monitor. The slide-out, rotating tray can hold an extended keyboard and secures w/snap closures on hinged front panel. Adjustable (left or right) slide-out platform for mouse. Includes wrist pad. Requires minimum rack depth of 27".

Model No.	Description	Load Capacity	Std.Ctn. Pack	Ctn. Wt. (lbs.)	List	Direct Net (ea.)	
						1-3	4+
KDMS	Keyboard/monitor rack shelf, 4.34"H x 20"D	70 lbs	1	31	595.84	297.92	293.45

**Knockdown Shelf (KSB, KSE Series).** Steel rack shelf w/vented base is purchased by ordering base and sides (ears) separately. Black powder epoxy finish. Optional clamping brackets.

Model No.	Description	Load Capacity	Std.Ctn. Pack	Ctn. Wt. (lbs.)	List	Direct Net (ea.)	
						1-3	4+
KSB14	Steel shelf – base only, 14"D	---	1	4	53.90	26.95	26.55
KSB18	Steel shelf – base only, 18"D	---	1	4	59.50	29.75	29.30
KSB21	Steel shelf – base only, 21"D	---	1	5	63.28	31.64	31.17
KSE2	Steel shelf – sides only (1 pr), 2U x 14"D	50 lbs	1 pr	1	53.90	26.95	26.55
KSE3	Steel shelf – sides only (1 pr), 3U x 14"D	70 lbs	1 pr	2	56.82	28.41	27.98
KSE4	Steel shelf – sides only (1 pr), 4U x 14"D	70 lbs	1 pr	2	59.88	29.94	29.49
KSE2X	Steel shelf – sides only (1 pr), 2U x 18"D	50 lbs	1 pr	1	56.30	28.15	27.73
KSE3X	Steel shelf – sides only (1 pr), 3U x 18"D	70 lbs	1 pr	2	59.50	29.75	29.30
KSE4X	Steel shelf – sides only (1 pr), 4U x 18"D	70 lbs	1 pr	3	62.38	31.19	30.72
Accessories specific to this series:						List	1+
KSTB	Clamping brackets, 1 pr		1 pr	1	35.96	17.98	



KSB21 base



KSE2 sides



KSTB

**Rack Shelf (RMK--LFP Series).** Steel shelf w/hinge folds flat for easy shipping, flips open for installation—no assembly required. Four L-brackets secure equipment to shelf. Black powder epoxy finish.

Model No.	Description	Load Capacity	Std.Ctn. Pack	Ctn. Wt. (lbs.)	List	Direct Net (ea.)	
						1-3	4+
RMK214-LFP	Rack shelf, 2U x 14"D	50 lbs	1	11	135.18	67.59	66.58
RMK314-LFP	Rack shelf, 3U x 14"D	50 lbs	1	11	135.18	67.59	66.58
RMK218-LFP	Rack shelf, 2U x 18"D	50 lbs	1	12	158.78	79.39	78.20
RMK318-LFP	Rack shelf, 3U x 18"D	50 lbs	1	13	158.78	79.39	78.20
Accessories specific to this series:						List	1+
RMK-TCMP	Top clamp secures equipment less than 16.125"W		1	1	35.96	17.98	



RMK-214-LFP



RMK-318-LFP

**Reversible Shelf or Drawer (#RSD-116).** Steel rackmount unit w/black finish can be mounted as a slide-out shelf w/integral pen trough, or a shallow utility drawer. Includes rear supports (overall depth w/supports 18"-33").

Model No.	Description	Load Capacity	Std.Ctn. Pack	Ctn. Wt. (lbs.)	List	Direct Net (ea.)	
						1-3	4+
RSD-116	Reversible rack shelf/drawer, 1U x 16"D (surface)	80 lbs	1	15	165.48	82.74	81.50



RSD-116

**Sliding/Latching Shelf (#SLS).** Steel shelf w/black finish slides out and latches securely in open position to stay in place while working on equipment, latches closed when finished. Includes rear support brackets, which can be mounted to rear rails or sideways.

Model No.	Description	Load Capacity	Std.Ctn. Pack	Ctn. Wt. (lbs.)	List	Direct Net (ea.)	
						1-3	4+
SLS	Slide-out rack shelf w/latch, 2.5"H x 14.5"D	50 lbs	1	17	212.98	106.49	104.89



SLS

**Utility Shelf for Electronics (USE Series).** Steel rack shelf w/black finish features a punched base to hold screw-mount chassis style electronics (remote power controls, relays, etc.), side openings for cables, slotted rear flange, removable front security panel.

Model No.	Description	Load Capacity	Std.Ctn. Pack	Ctn. Wt. (lbs.)	List	Direct Net (ea.)	
						1-3	4+
USE-210	Rack shelf, 2U x 10"D	50 lbs	1	7	80.50	40.25	39.65
USE-310	Rack shelf, 3U x 10"D	50 lbs	1	9	89.44	44.72	44.05



USE-210

**Media Holder (#MH4-CD).** Steel rack shelf w/black finish has a rear panel and two metal dividers for convenient CD storage. Ideal for portable racks that handle presentation equipment.

Model No.	Description	Load Capacity	Std.Ctn. Pack	Ctn. Wt. (lbs.)	List	Direct Net (ea.)	
						1-3	4+
MH4-CD	Rackmount media holder w/dividers, 4U x 5.4"D	42 CD	1	9	138.96	69.48	68.44



MH4-CD



US-110CC



US-110



US-210



US-114



US-314



US-414



ACS-1506-WW



USV-110



USV-214



USV-314



USVC-215



USVC-315



VDS-1-1525



VDS-2-2032



VWS-218

**Utility Shelf (US Series).** Steel rack utility shelf w/black finish, front flange, slotted rear flange w/notches to mount optional 12" power strip (see accessories). Multi-packs available.

Model No.	Description	Load Capacity	Std.Ctn. Pack	Ctn. Wt. (lbs.)	List	Direct Net (ea.)	
						1-3	4+
US-110	Rack shelf, 1U x 10.75"D	50 lbs	1	5	59.76	29.88	29.43
US-110CC	Rack shelf, 1U x 10.75"D, pack of 12	50 lbs	1 pk	57	709.38	354.69	
US-110MC	Rack shelf, 1U x 10.75"D, pack of 50	50 lbs	1 pk	238	2181.86	1090.93	
US-210	Rack shelf, 2U x 10.75"D	50 lbs	1	5	68.90	34.45	33.93
US-210CC	Rack shelf, 2U x 10.75"D, pack of 6	50 lbs	1 pk	33	404.98	202.49	
US-310	Rack shelf, 3U x 10.75"D	50 lbs	1	6	76.62	38.31	37.74
US-114	Rack shelf, 1U x 14"D	50 lbs	1	7	71.90	35.95	35.41
US-114CC	Rack shelf, 1U x 14"D, pack of 10	50 lbs	10 pk	61	690.96	345.48	
US-114MC	Rack shelf, 1U x 14"D, pack of 50	50 lbs	1 pk	285	2559.60	1279.80	
US-214	Rack shelf, 2U x 14"D	50 lbs	1	8	77.28	38.64	38.06
US-214CC	Rack shelf, 2U x 14"D, pack of 6	50 lbs	1 pk	45	463.90	231.95	
US-214MC	Rack shelf, 2U x 14"D, pack of 50	50 lbs	1 pk	376	2779.68	1389.84	
US-314	Rack shelf, 3U x 14"D	50 lbs	1	8	88.90	44.45	43.78
US-314MC	Rack shelf, 3U x 14"D, pack of 36	50 lbs	1 pk	282	2253.96	1126.98	
US-414	Rack shelf, 4U x 14"D	50 lbs	1	11	97.56	48.78	48.05

Accessories ideal for this shelf:

Model No.	Description	Std.Ctn. Pack	Ctn. Wt. (lbs.)	List	1-3	4+
ACS-1506-WW	Power strip with 6 (15A) outlets, fixed cord	1	2	125.58	62.79	60.28
ACS-1507	Power strip with 7 (15A) outlets, detachable cord	1	2	138.76	69.38	66.60

**Utility Shelf w/Vents (USV Series).** Steel shelf w/black finish, vented base, front flange, and slotted rear flange w/tie-off points and notches to mount optional 12" power strip (see accessories above). Taller units have side openings.

Model No.	Description	Load Capacity	Std.Ctn. Pack	Ctn. Wt. (lbs.)	List	Direct Net (ea.)	
						1-3	4+
USV-110	Rack shelf, 1U x 10.75"D	50 lbs	1	4	61.20	30.60	30.14
USV-214	Rack shelf, 2U x 14"D	50 lbs	1	6	78.90	39.45	38.86
USV-314	Rack shelf, 3U x 14"D	50 lbs	1	7	89.82	44.91	44.24
USV-414	Rack shelf, 4U x 14"D	50 lbs	1	8	98.58	49.29	48.55

**Utility Shelf w/Vents & Clamps (USVC Series).** Steel utility shelf w/black finish, vented base and sides, front/rear flanges, rear angle stops, adjustable clamping brackets to help secure non-rackmount equipment.

Model No.	Description	Load Capacity	Std.Ctn. Pack	Ctn. Wt. (lbs.)	List	Direct Net (ea.)	
						1-3	4+
USVC-215	Rack shelf, 2U x 15"D	50 lbs	1	8	93.78	46.89	46.19
USVC-315	Rack shelf, 3U x 15"D	50 lbs	1	8	103.80	51.90	51.12
USVC-415	Rack shelf, 4U x 15"D	50 lbs	1	10	114.42	57.21	56.35

**Variable Depth Shelf (VDS Series).** Sturdy steel rack shelf w/black finish, vented base, adjustable mounting brackets. Style varies w/size—see spec sheets.

Model No.	Description	Load Capacity	Std.Ctn. Pack	Ctn. Wt. (lbs.)	List	Direct Net (ea.)	
						1-3	4+
VDS-1-1525	Variable-depth shelf, 1U (15.25"-25.00"D)	400 lbs	1	10	157.40	78.70	77.52
VDS-2-2032	Variable-depth shelf, 2U (20.00"-32.00"D)	250 lbs	1	17	167.90	83.95	82.69

**Variable Width Shelf (VWS Series).** Three-piece design mounts to a rack's side rails to accommodate oversized (wide) equipment. Install as 2U or 3U shelf (17.5"-22"W). Black powder epoxy finish.

Model No.	Description	Load Capacity	Std.Ctn. Pack	Ctn. Wt. (lbs.)	List	Direct Net (ea.)	
						1-3	4+
VWS-214	Variable-width shelf for wide equipment, 14"D	50 lbs	1	13	98.70	49.35	48.61
VWS-218	Variable-width shelf for wide equipment, 18"D	50 lbs	1	14	107.80	53.90	53.09

## 19" PANELS (blank, vented, punched)

**Steel Panels.** Blank 19" steel panels w/black powder epoxy finish are available as flat panels or formed w/flanges for strength and durability. Steel panels can be ordered in single or multi-pack cartons. Sturdy packaging helps ensure shipments arrive as expected.

Model No.	Description	Std.Ctn. Pack	Ctn. Wt. (lbs.)	List	Direct Net (ea.)	
					1-3	4+
<i>SEP Series (18-ga steel w/flanges—black semi-gloss finish):</i>						
SEP-03	18-ga steel panel w/flanges—black semi-gloss finish, 1/3U	1	1	9.68	4.84	
SEP-05	18-ga steel panel w/flanges—black semi-gloss finish, 1/2U	1	1	10.86	5.43	
SEP-1	18-ga steel panel w/flanges—black semi-gloss finish, 1U	1	1	11.90	5.95	
SEP-1CC	18-ga steel panel w/flanges—black semi-gloss finish, 1U, pack of 12	1 pk	10	137.10	68.55	
SEP-1MC	18-ga steel panel w/flanges—black semi-gloss finish, 1U, pack of 48	1 pk	42	511.20	255.60	
SEP-2	18-ga steel panel w/flanges—black semi-gloss finish, 2U	1	2	15.96	7.98	
SEP-2CC	18-ga steel panel w/flanges—black semi-gloss finish, 2U, pack of 12	1 pk	14	184.56	92.28	
SEP-2SC	18-ga steel panel w/flanges—black semi-gloss finish, 2U, pack of 24	1 pk	38	345.60	172.80	
SEP-3	18-ga steel panel w/flanges—black semi-gloss finish, 3U	1	2	19.46	9.73	
SEP-3CC	18-ga steel panel w/flanges—black semi-gloss finish, 3U, pack of 6	1 pk	12	113.44	56.72	
SEP-4	18-ga steel panel w/flanges—black semi-gloss finish, 4U	1	3	25.70	12.85	
SEP-4CC	18-ga steel panel w/flanges—black semi-gloss finish, 4U, pack of 6	1 pk	14	143.04	71.52	
SEP-5	18-ga steel panel w/flanges—black semi-gloss finish, 5U	1	4	29.70	14.85	
SEP-6	18-ga steel panel w/flanges—black semi-gloss finish, 6U	1	4	35.16	17.58	

*SP Series (18-ga steel w/flanges—black wrinkle finish):*

Model No.	Description	Std.Ctn. Pack	Ctn. Wt. (lbs.)	List	Direct Net (ea.)	
					1-3	4+
SP-1	18-ga steel panel w/flanges—black wrinkle finish, 1U	1	1	17.74	8.87	
SP-1CC	18-ga steel panel w/flanges—black wrinkle finish, 1U, pack of 12	1 pk	12	207.24	103.62	
SP-2	18-ga steel panel w/flanges—black wrinkle finish, 2U	1	2	22.64	11.32	
SP-2CC	18-ga steel panel w/flanges—black wrinkle finish, 2U, pack of 12	1 pk	18	253.16	126.58	
SP-3	18-ga steel panel w/flanges—black wrinkle finish, 3U	1	3	28.36	14.18	
SP-3CC	18-ga steel panel w/flanges—black wrinkle finish, 3U, pack of 6	1 pk	14	158.20	79.10	
SP-4	18-ga steel panel w/flanges—black wrinkle finish, 4U	1	3	31.04	15.52	
SP-4CC	18-ga steel panel w/flanges—black wrinkle finish, 4U, pack of 6	1 pk	16	171.52	85.76	
SP-5	18-ga steel panel w/flanges—black wrinkle finish, 5U	1	4	35.60	17.80	
SP-6	18-ga steel panel w/flanges—black wrinkle finish, 6U	1	4	38.56	19.28	
SP-7	18-ga steel panel w/flanges—black wrinkle finish, 7U	1	5	47.96	23.98	

*SEFP Series (14-ga steel flat—black semi-gloss finish):*

Model No.	Description	Std.Ctn. Pack	Ctn. Wt. (lbs.)	List	Direct Net (ea.)	
					1-3	4+
SEFP-1	14-ga steel flat panel—black semi-gloss finish, 1U	1	1	10.90	5.45	
SEFP-1CC	14-ga steel flat panel—black semi-gloss finish, 1U, pack of 12	1 pk	10	126.80	63.40	
SEFP-1MC	14-ga steel flat panel—black semi-gloss finish, 1U, pack of 48	1 pk	42	451.90	225.95	
SEFP-2	14-ga steel flat panel—black semi-gloss finish, 2U	1	2	13.98	6.99	
SEFP-2CC	14-ga steel flat panel—black semi-gloss finish, 2U, pack of 12	1 pk	18	163.48	81.74	
SEFP-2SC	14-ga steel flat panel—black semi-gloss finish, 2U, pack of 24	1 pk	37	301.96	150.98	
SEFP-3	14-ga steel flat panel—black semi-gloss finish, 3U	1	2	18.48	9.24	
SEFP-3CC	14-ga steel flat panel—black semi-gloss finish, 3U, pack of 6	1 pk	14	107.78	53.89	
SEFP-4	14-ga steel flat panel—black semi-gloss finish, 4U	1	3	23.46	11.73	
SEFP-4CC	14-ga steel flat panel—black semi-gloss finish, 4U, pack of 6	1 pk	18	131.92	65.96	
SEFP-5	14-ga steel flat panel—black semi-gloss finish, 5U	1	4	28.90	14.45	
SEFP-6	14-ga steel flat panel—black semi-gloss finish, 6U	1	4	32.44	16.22	



SEP-03

SEP-05

SEP-1

SEP-3

SEP-5

SP-2

SP-3

SP-4

SP-6

SEFP-1

SEFP-2

SEFP-3

SEFP-4



Sturdy multi-pack cartons



AP-1



AP-2



AP-3



AP-4



APB-1



APB-2



AFP-2




AFP-3



AFP-4



AFP-5



AFPB-2



AFPB-3



AVPB-1



AVPB-2



D3P-ID-1



D3P-ID-2



D4P-1



D8P-ID-3



D9P-ID-3



N10P-ID-1



SG6P-3



LVC8P-ID-2

**Aluminum Panels.** Blank aluminum panels for 19" racks are available as flat panels or formed w/flanges for strength and durability. Aluminum panels feature a black wrinkle powder epoxy coating or brushed black anodized finish. Order panels in single or multi-pack cartons.

Model No.	Description	Std. Ctn. Pack	Ctn. Wt. (lbs.)	List	Direct Net (ea.)
					1+

AP Series (16-ga aluminum w/flanges—black wrinkle finish):

AP-1	16-ga aluminum panel w/flanges—black wrinkle finish, 1U	1	1	11.96	5.98
AP-1CC	16-ga aluminum panel w/flanges—black wrinkle finish, 1U, pack of 12	1 pk	6	138.50	69.25
AP-2	16-ga aluminum panel w/flanges—black wrinkle finish, 2U	1	1	15.02	7.51
AP-2CC	16-ga aluminum panel w/flanges—black wrinkle finish, 2U, pack of 12	1 pk	12	174.90	87.45
AP-3	16-ga aluminum panel w/flanges—black wrinkle finish, 3U	1	1	21.64	10.82
AP-3CC	16-ga aluminum panel w/flanges—black wrinkle finish, 3U, pack of 6	1 pk	7	123.54	61.77
AP-4	16-ga aluminum panel w/flanges—black wrinkle finish, 4U	1	1	24.52	12.26
AP-4CC	16-ga aluminum panel w/flanges—black wrinkle finish, 4U, pack of 6	1 pk	8	139.72	69.86
AP-5	16-ga aluminum panel w/flanges—black wrinkle finish, 5U	1	1	34.96	17.48
AP-6	16-ga aluminum panel w/flanges—black wrinkle finish, 6U	1	1	37.40	18.70

APB Series (.05" aluminum w/flanges—brushed black anodized finish):

APB-1	.05" aluminum panel w/flanges—brushed black anodized finish, 1U	1	1	25.04	12.52
APB-2	.05" aluminum panel w/flanges—brushed black anodized finish, 2U	1	1	29.70	14.85
APB-3	.05" aluminum panel w/flanges—brushed black anodized finish, 3U	1	1	35.76	17.88
APB-4	.05" aluminum panel w/flanges—brushed black anodized finish, 4U	1	1	42.92	21.46

AFP Series (.125" aluminum flat—black wrinkle finish):

AFP-1	.125" aluminum flat panel—black wrinkle finish, 1U	1	1	13.96	6.98
AFP-1CC	.125" aluminum flat panel—black wrinkle finish, 1U, pack of 12	1 pk	7	162.70	81.35
AFP-2	.125" aluminum flat panel—black wrinkle finish, 2U	1	1	17.96	8.98
AFP-2CC	.125" aluminum flat panel—black wrinkle finish, 2U, pack of 12	1 pk	8	209.56	104.78
AFP-3	.125" aluminum flat panel—black wrinkle finish, 3U	1	2	23.70	11.85
AFP-3CC	.125" aluminum flat panel—black wrinkle finish, 3U, pack of 6	1 pk	9	131.00	65.50
AFP-4	.125" aluminum flat panel—black wrinkle finish, 4U	1	2	30.80	15.40
AFP-4CC	.125" aluminum flat panel—black wrinkle finish, 4U, pack of 6	1 pk	12	175.28	87.64
AFP-5	.125" aluminum flat panel—black wrinkle finish, 5U	1	2	39.92	19.96
AFP-6	.125" aluminum flat panel—black wrinkle finish, 6U	1	3	49.36	24.68

AFPB Series (.125" aluminum flat—brushed black anodized finish):

AFPB-1	.125" aluminum flat panel—brushed black anodized finish, 1U	1	1	25.94	12.97
AFPB-2	.125" aluminum flat panel—brushed black anodized finish, 2U	1	1	35.98	17.99
AFPB-3	.125" aluminum flat panel—brushed black anodized finish, 3U	1	1	48.70	24.35
AFPB-4	.125" aluminum flat panel—brushed black anodized finish, 4U	1	2	58.72	29.36

**Aluminum Vent Panels.** 19" aluminum panels w/brushed black anodized finish and flanges for strength, feature slots for ventilation (21% open area).

Model No.	Description	Open Area	Std. Ctn. Pack	Ctn. Wt. (lbs.)	List	Direct Net (ea.)
						1+
AVPB-1	.05" aluminum vent panel—brushed black anodized finish, 1U	21%	1	1	32.90	16.45
AVPB-2	.05" aluminum vent panel—brushed black anodized finish, 2U	21%	1	1	38.56	19.28

**Steel Vent Panels.** Three styles of 19" panels provide varying degrees of open areas. The SVPL Series has a series of large holes (63% open area) the SVP Series features smaller holes (35% open area), and the SVSP Series has slots (21% open area). All panels feature flanges for strength and durability.

Model No.	Description	Open Area	Std. Ctn. Pack	Ctn. Wt. (lbs.)	List	Direct Net (ea.)
						1+

SVPL Series (18-ga steel w/flanges—black semi-gloss finish, large holes):

SVPL-1	18-ga steel vent panel w/flanges—black semi-gloss finish, 1U	63%	1	1	19.90	9.95
SVPL-1CC	18-ga steel vent panel w/flanges—black semi-gloss finish, 1U, pack of 12	63%	1 pk	5	228.60	114.30
SVPL-2	18-ga steel vent panel w/flanges—black semi-gloss finish, 2U	63%	1	1	23.96	11.98
SVPL-2CC	18-ga steel vent panel w/flanges—black semi-gloss finish, 2U, pack of 12	63%	1 pk	7	279.10	139.55
SVPL-3	18-ga steel vent panel w/flanges—black semi-gloss finish, 3U	63%	1	1	29.40	14.70
SVPL-3CC	18-ga steel vent panel w/flanges—black semi-gloss finish, 3U, pack of 6	63%	1 pk	6	168.00	84.00
SVPL-4	18-ga steel vent panel w/flanges—black semi-gloss finish, 4U	63%	1	1	33.20	16.60
SVPL-4CC	18-ga steel vent panel w/flanges—black semi-gloss finish, 4U, pack of 6	63%	1 pk	6	188.50	94.25

SVP Series (18-ga steel w/flanges—black semi-gloss finish, small holes):

SVP-1	18-ga steel vent panel w/flanges—black semi-gloss finish, 1U	35%	1	1	18.70	9.35
SVP-1CC	18-ga steel vent panel w/flanges—black semi-gloss finish, 1U, pack of 12	35%	1 pk	6	219.50	109.75
SVP-2	18-ga steel vent panel w/flanges—black semi-gloss finish, 2U	35%	1	1	23.24	11.62
SVP-2CC	18-ga steel vent panel w/flanges—black semi-gloss finish, 2U, pack of 12	35%	1 pk	12	265.68	132.84
SVP-3	18-ga steel vent panel w/flanges—black semi-gloss finish, 3U	35%	1	1	28.40	14.20
SVP-3CC	18-ga steel vent panel w/flanges—black semi-gloss finish, 3U, pack of 6	35%	1 pk	6	161.14	80.57
SVP-4	18-ga steel vent panel w/flanges—black semi-gloss finish, 4U	35%	1	2	31.96	15.98
SVP-4CC	18-ga steel vent panel w/flanges—black semi-gloss finish, 4U, pack of 6	35%	1 pk	8	180.76	90.38

SVSP Series (18-ga steel w/flanges—black semi-gloss finish, slots):

SVSP-1	18-ga steel vent panel w/flanges—black semi-gloss finish, 1U	21%	1	1	15.08	7.54
SVSP-1CC	18-ga steel vent panel w/flanges—black semi-gloss finish, 1U, pack of 12	21%	1 pk	10	173.58	86.79
SVSP-1MC	18-ga steel vent panel w/flanges—black semi-gloss finish, 1U, pack of 48	21%	1 pk	43	669.00	334.50
SVSP-2	18-ga steel vent panel w/flanges—black semi-gloss finish, 2U	21%	1	2	19.60	9.80
SVSP-2CC	18-ga steel vent panel w/flanges—black semi-gloss finish, 2U, pack of 12	21%	1 pk	15	225.92	112.96
SVSP-2SC	18-ga steel vent panel w/flanges—black semi-gloss finish, 2U, pack of 24	21%	1 pk	25	445.00	222.50
SVSP-3	18-ga steel vent panel w/flanges—black semi-gloss finish, 3U	21%	1	2	27.00	13.50
SVSP-4	18-ga steel vent panel w/flanges—black semi-gloss finish, 4U	21%	1	2	33.00	16.50
SVSP-7	18-ga steel vent panel w/flanges—black semi-gloss finish, 7U	21%	1	3	49.90	24.95

**Punched Panels.** 19"W rack panels are ready to mount a variety of connectors or decorator style devices. Some panels feature Pocket-ID™— a plastic pocket that can hold a paper label for identification or instructions (download templates from Lowellmfg.com). Order blank filler plates for unused positions separately.

Model No.	Description	Std. Ctn. Pack	Ctn. Wt. (lbs.)	List	Direct Net (ea.)
					1+

Panels for decorator-style devices, connectors, and volume controls:

D3P-ID-1	Panel w/horizontal openings for 3 decorator devices, label pocket, 1U	1	2	54.80	27.40
D3P-ID-2	Panel w/horizontal openings for 3 decorator devices, label pocket, 2U	1	3	57.64	28.82
D4P-1	Panel w/horizontal openings for 4 decorator devices, 1U	1	1	36.90	18.45
D8P-ID-3	Panel w/vertical openings for 8 decorator devices, label pocket, 3U	1	3	71.00	35.50
D9P-ID-3	Panel w/vertical openings for 9 decorator devices, label pocket, 3U	1	3	71.00	35.50
N10P-ID-1	Panel w/openings for 10 Neutrik-D® or Switchcraft-E® devices, label pocket, 1U	1	2	57.60	28.80
SG6P-3	Panel w/vertical openings for 6 one-gang wall plate devices, 3U	1	2	46.94	23.47
LVC8P-ID-2	Panel w/openings for 8 volume controls, label pocket, 2U	1	2	49.44	24.72

Accessories:

DBB-4	Blank filler plate for decorator style openings, pack of 4	1 pk	1	16.68	8.34
DBB-50	Blank filler plate for decorator style openings, pack of 50	1 pk	4	182.72	91.36
DBB-100	Blank filler plate for decorator style openings, pack of 100	1 pk	6	324.64	162.32

\*Registered trademarks of Neutrik AG Corp. and Switchcraft, Inc., respectively.

Lowellmfg.com / (800) 325-9660 / (636) 257-3400 / sales@lowellmfg.com



SVPL-1



SVPL-2



SVPL-3



SVPL-4



SVP-1



SVP-2



SVP-3



SVP-4



SVSP-1



SVSP-2



SVSP-3



SVSP-4



D3P-ID-1



D3P-ID-2



D4P-1



D8P-ID-3



D9P-ID-3



N10P-ID-1



SG6P-3



LVC8P-ID-2


# SPECIALTY PANELS

**Service Interface Panel (#SIP-1):** Rackmount panel allows easy connections to a network from the front of a rack via pass-through connectivity ports (USB A/B, RJ45). Panel is also available w/power outlets (pg.18)



Model No.	Description	Std. Ctn. Pack	Ctn. Wt. (lbs.)	List	Direct Net (ea.)	
					1-3	4+
SIP-1	Service interface panel	1	1	59.68	29.84	28.65

**Panel w/Pre-Loaded Volume Controls.** 19"W steel panel ships loaded with up to 8 volume controls that you select. To order, add the letter for each volume control (in order desired) to panel number (ex. LVC8P-ID-2-BABADCNN). See pgs.14-15 for information on individual controls.



Model No.	Description	Std. Ctn. Pack	Ctn. Wt. (lbs.)	List	Direct Net (ea.)
					1+
LVC8P-ID-2 (partial)*	Panel for volume controls w/label pocket, 2U				32.98
A	Mono volume control—25W, 3dB steps (#25LVC)				21.75
B	Mono volume control—50W, 3dB steps (#50LVC)				23.35
C	Mono volume control—100W, 3dB steps (#100LVC)				25.60
D	Mono volume control w/priority relay—100W, 3dB steps (#100LVC-PA)				34.55
E	Mono volume control—100W, 1.5dB steps (#10015LVC)				32.35
F	Potentiometer, linear taper control—continuous steps (#10KLVC)				27.85
G	Stereo volume control—50W, 3dB steps (#50LVCS)				35.70
H**	Mono volume control—200W, 3dB steps (#200LVC)				54.70
I**	Stereo volume control—150W, 3dB steps (#150LVCS)				73.75
N	Blank—fills empty spaces				1.55

\*Custom model number is created when panel is configured w/volume controls.


\*\*Wide volume control takes two spaces in panel.

**Panel w/Handles (#SPH-1).** Steel panel w/flange features 2 chrome handles, providing a convenient handhold while maneuvering racks with casters. Panel mounts in lower third of rack space to minimize tipping hazard.




Model No.	Description	Std. Ctn. Pack	Ctn. Wt. (lbs.)	List	Direct Net (ea.)
					1+
SPH-1	Rackmount panel w/chrome handles, 1U	1	2	24.80	12.40

**Identification Panel (#IP-ID-1):** Steel panel w/flange and plastic window is designed to hold a paper label to identify equipment mounted above and below it. Template available online (Lowellmfg.com).



Model No.	Description	Std. Ctn. Pack	Ctn. Wt. (lbs.)	List	Direct Net (ea.)
					1+
IP-ID-1	Rackmount panel w/label pocket, 1U	1	2	51.98	25.99

**Specialty Knockout Panels (KOP Series).** Compact (9.5" approx.) panels are sized to replace a rear knockout panel in specified Lowell racks, adding convenient power, lighting, fans, or space for Neutrik® D-series connectors (not included). For rack series: LER, LFR, LGR, LGNR, LGVR, LHR, LPPR, LPR, LSER, LSGR, LWER.



Model No.	Description	Std. Ctn. Pack	Ctn. Wt. (lbs.)	List	Direct Net (ea.)	
					1-3	4+
KOP-AC1502	Knockout panel w/2 (15A) outlets, cutouts, power cord	1	3	119.84	59.92	57.52
KOP-B	Knockout panel w/2 blower fans	1	2	151.26	75.63	72.60
KOP-BT	Knockout panel w/2 blower fans, thermostat probe	1	2	179.48	89.74	86.15
KOP-L-SW	Knockout panel w/lights, power supply, switch	1	2	151.84	75.92	72.88
KOP-L-PSW	Knockout panel w/lights, power supply, proximity switch	1	2	176.48	88.24	84.71
KOP-L	Knockout panel w/lights (secondary add-on unit)	1	2	134.56	67.28	64.59
				List	1+	
KOP-N	Knockout panels for Neutrik D-series connectors (not included), set of 2	1 set	1	47.92	23.96	

®Registered trademark of Neutrik AG Corp.

# SECURITY COVERS

**Rackmount Security Covers (SSC Series).** Covers mount in same holes as equipment they protect, protruding 1.5" to allow room for knobs, while providing a layer of protection for equipment settings. Select vented steel or steel w/smoked plexiglass insert.



Model No.	Description	Std. Ctn. Pack	Ctn. Wt. (lbs.)	List	Direct Net (ea.)
					1+
SSC-1V	Vented steel security cover, 1U	1	2	41.62	20.81
SSC-2V	Vented steel security cover, 2U	1	2	46.50	23.25
SSC-3V	Vented steel security cover, 3U	1	2	50.86	25.43
SSC-4V	Vented steel security cover, 4U	1	2	55.60	27.80
SSC-1P	Smoked plexiglass security cover, 1U	1	2	47.30	23.65
SSC-2P	Smoked plexiglass security cover, 2U	1	2	50.98	25.49



**Custom-Printed Panels.** Steel panels (SEP Series) can be printed with a color logo for branding, or special instructions to identify equipment. Each panel is unique and gets a custom model number. Visit Lowellmfg.com for information.

10015LVC series (vc) . . . . .	14, 15	Call Switch . . . . .	16	DSQ-805-72 (speaker) . . . . .	4	KOP-AC1502 (10" power panel) . . . . .	54	LSSB series (stationary base) . . . . .	41	PR8-1624 (mtg ring) . . . . .	12	RSR series (rack screws) . . . . .	43	Switch (call) . . . . .	16
100LVC series (vc) . . . . .	14, 15	Casters . . . . .	43	Dual-Door Frame . . . . .	40	KOP-B series (10" fan panel) . . . . .	54	LT series (lay-in tile speaker) . . . . .	6	PRK (runner kit) . . . . .	43	RSV series (rack screws) . . . . .	43	Switch (low voltage) . . . . .	21
100LVC-PA series (vc) . . . . .	14, 15	CB series (enclosure) . . . . .	11	DX series (enclosure) . . . . .	11	KOP-L series (10" light panel) . . . . .	54	LT-SM series (sm speaker) . . . . .	7	Program Selector Switch . . . . .	15	RT1810-72 (driver+grille) . . . . .	10	Switch (program selection) . . . . .	15
10KLVC series (vc) . . . . .	15	CBL453 (cable) . . . . .	21	Electronics . . . . .	13	KOP-N (10" Neutrik® panel) . . . . .	54	LT2 series (lay-in tile speaker) . . . . .	6	PS series (power supply) . . . . .	19	RY series (relay) . . . . .	22		
10LVC (vc) . . . . .	14	CBP series (cable mgr) . . . . .	44	ES series (ceiling speaker) . . . . .	5	KSB & KSE series (rack shelf) . . . . .	49	LT2-SM series (sm speaker) . . . . .	7			RY-P series (relay) . . . . .	23	TLK (latch) . . . . .	43
12P150 (driver) . . . . .	9	CDM (drawer mat) . . . . .	48	Fan Panels . . . . .	45-46	KSTB (shelf clamps) . . . . .	49	LTCR series (tilt-out wall rack) . . . . .	32	R1810 series (driver+grille) . . . . .	10	RYPES-1A (relay) . . . . .	22	TLM-600 (xfmr) . . . . .	13
12Q250 (driver) . . . . .	9	CL series (cable ladder) . . . . .	45	FS series (wall shelf) . . . . .	34	Laminated Racks . . . . .	37	LTR series (tilt-out wall rack) . . . . .	32	R7810 series (driver+grille) . . . . .	10			TLM series (xfmr) . . . . .	9
150LVCS series (vc) . . . . .	15	CLA series (ladder accessories) . . . . .	45	FDC series (fan panel) . . . . .	45	LBS series (T-bridge) . . . . .	12	LUH series/Unihorn® . . . . .	8	Rack Base . . . . .	41	S1 (wall plate) . . . . .	17	TLS series (xfmr) . . . . .	9
200LVC series (vc) . . . . .	14, 15	CLH series (ladder hardware) . . . . .	45	FDC4-1HR series (half rack fan) . . . . .	37	LCC4 (cable chase) . . . . .	29	LV-50S (potentiometer) . . . . .	15	Rack Doors . . . . .	39-40	S2 (wall plate) . . . . .	17	Transformer (line matching) . . . . .	9
25LVC series (vc) . . . . .	14, 15	Clock/Speaker Centers . . . . .	17	Floor Boxes . . . . .	16	LCCR series (designer rack) . . . . .	24	LV-50S-RM (potentiometer) . . . . .	15	Rack Drawers . . . . .	48	SBL series (rack drawer) . . . . .	48	TSM-ISO (xfmr) . . . . .	13
4A30 (driver) . . . . .	9	CLP series (ladder panel) . . . . .	45	FT1 series (fan panel) . . . . .	46	LCR series (credenza rack) . . . . .	36	LV-5K (potentiometer) . . . . .	15	Rack Lighting . . . . .	47	SCB series (clock/speaker center) . . . . .	17		
50LVC series (vc) . . . . .	14, 15	CMBS series (cable mgr) . . . . .	44	FTC-1 (rack thermostat) . . . . .	46	LDDF series (dual-door frame) . . . . .	40	LVC8P-ID-2 (punched panel) . . . . .	53	Rack Panels (blank) . . . . .	51-52	Screens . . . . .	43	UDE series (rack drawer) . . . . .	48
50LVCS series (vc) . . . . .	15	CMC series (cable mgr) . . . . .	44	FW series (fan panel) . . . . .	46	LDR series (designer rack) . . . . .	24	LVC8P-ID-2-- (VC loaded panel) . . . . .	54	Rack Panels (fan) . . . . .	45-46	SDP series (side panel) . . . . .	40	UDEL series (rack drawer) . . . . .	48
810 series (driver) . . . . .	9	CMD series (cable mgr) . . . . .	44	FW series (grille) . . . . .	12	LDSR series (sloped-front rack) . . . . .	35	LVR series (Varirack™) . . . . .	26	Rack Panels (punched) . . . . .	53	SE1275 (enclosure) . . . . .	17	UDP series (rack drawer) . . . . .	48
8A50 series (driver) . . . . .	9	CMFW series (cable mgr) . . . . .	44	FWS-215 (rack shelf) . . . . .	48	LDTR series (desktop rack) . . . . .	35	LXR series (slim rack) . . . . .	26	Rack Panels (vent) . . . . .	52-53	Security Covers . . . . .	55	ULXCP1210-TM100 (enclosure) . . . . .	11
8C10 series (driver) . . . . .	9	CMHT series (cable mgr) . . . . .	44	Gangable Racks . . . . .	26-29	Leg Levelers . . . . .	43	LXR accessories . . . . .	27	Rack Rails . . . . .	42-43	SEFP series (rack panel) . . . . .	51	Under-Counter Racks . . . . .	35
8P100 (driver) . . . . .	9	CMPS series (cable mgr) . . . . .	44	GBB series (copper bar) . . . . .	43	LWBR series (wall rack w/base) . . . . .	32	LWR series (wall rack) . . . . .	31	Rack Shelves . . . . .	48-50	Seismic-Certified Racks . . . . .	26, 29	Unihorn® . . . . .	8
8PSBX (enclosure) . . . . .	11	CMR series (cable mgr) . . . . .	44	GNL-18 (gooseneck light) . . . . .	47	LWER series (wall rack) . . . . .	31	LWSR series (wall rack) . . . . .	31	Rack Side Panels . . . . .	27, 40	SEP series (rack panel) . . . . .	51	UPS series . . . . .	20-21
8XD4 series (enclosure) . . . . .	11	CMS series (center-mount shelf) . . . . .	28	Grilles . . . . .	12	LFD series (rack front door) . . . . .	39			Rack Tops . . . . .	41-42, 45	SEPH series (half rack panel) . . . . .	37	US series (rack shelf) . . . . .	50
		CMV series (cable mgr) . . . . .	44	Grounding Bars . . . . .	43	LFR series (standalone rack) . . . . .	25			RCC series (remote rack) . . . . .	33	SEQ series (sequencer) . . . . .	22	USE series (rack shelf) . . . . .	49
A8-AW (grille) . . . . .	12	CN-4M (grille) . . . . .	12	Half-Width Racks . . . . .	37	LGNR series (gangable rack) . . . . .	28	MA series (mixer/amplifier) . . . . .	13	RCCD series (remote rack) . . . . .	33	SEQ-P4 (sequencer) . . . . .	23	USV series (rack shelf) . . . . .	50
ACHR-1505-S (half rack power) . . . . .	37	CN-8M (grille) . . . . .	12	Hardware . . . . .	43	LGR series (gangable rack) . . . . .	29	MC series (clock/speaker center) . . . . .	17	RCN series (cage nuts) . . . . .	43	SEQR series (rackmount sequencer) . . . . .	22	USVC series (rack shelf) . . . . .	50
ACR series (power panel) . . . . .	18	CP series (enclosure) . . . . .	11	Horns . . . . .	8	LGRB-12 (bushings) . . . . .	29	MCP-14 (wall plate) . . . . .	17	RE1175 (enclosure) . . . . .	17	Service Interface Panel . . . . .	18, 54	UVSH series (half rack shelf) . . . . .	37
ACR-LT series (light panel) . . . . .	47	CS10 (call switch) . . . . .	16	HUB series (wall rack) . . . . .	34	LGT series (laminated top) . . . . .	41	MH4-CD (rack shelf) . . . . .	49	RE1175-T (enclosure) . . . . .	11	SG series (swing gate rack) . . . . .	33		
ACS series (power strip) . . . . .	18	CS6 series (selector switch) . . . . .	15	IBOX series (enclosure) . . . . .	10	LGTR series (gangable tall rack) . . . . .	28	MIX2 (mixer/pre-amplifier) . . . . .	13	Relays . . . . .	22-23	SG-4 (grille) . . . . .	12	VCW-12 (cable wraps) . . . . .	44
ACSP series (surge supp) . . . . .	23	CS650 series (switch+vc) . . . . .	15	IC-105A (grille) . . . . .	12	LGVR series (gangable video rack) . . . . .	28	MO1 series (floor box) . . . . .	16	Remote Power Control . . . . .	22-23	SG-8 (grille) . . . . .	12	VDS series (rack shelf) . . . . .	50
ACSPR series (power panel) . . . . .	19	CS-8H (grille) . . . . .	12	IEC series (power cord) . . . . .	19	LH series (horn) . . . . .	8	Mobile Base . . . . .	41	RGH-40 (hardware) . . . . .	43	SG-8VP (grille) . . . . .	12	Volume Controls . . . . .	14-15
AFP series (rack panel) . . . . .	52	CSV (call switch) . . . . .	16	iMount® Speakers . . . . .	4	LHA series (horn accessories) . . . . .	8	MP series (monitor panel) . . . . .	13	RJ45-Y (hardware) . . . . .	21	SG6P-3 (punched panel) . . . . .	53	VR series (wall rack) . . . . .	32
AFPB series (rack panel) . . . . .	52	CSVM (call switch) . . . . .	16	IM series (flown speaker) . . . . .	4	LHFR series (half rack) . . . . .	37	MVB series (vent blockers) . . . . .	46	RL-1B (utility light) . . . . .	47	SGR series (swing-gate rack) . . . . .	33	VRI series (intercom) . . . . .	16
AMFM2 (tuner) . . . . .	13	CT830A series (driver) . . . . .	9	IMC series (flown speaker) . . . . .	4	LHR series (host rack) . . . . .	25			RLB series (light bar) . . . . .	47	SL-810 series (speaker) . . . . .	4	VRIC series (intercom) . . . . .	16
Amplifiers . . . . .	13	CTC series (clock/speaker center) . . . . .	17	In-Wall Box . . . . .	38	Lighting . . . . .	47	N10P-ID-1 (rack panel) . . . . .	53	RMK series (rack shelf) . . . . .	49	SL-8-W (baffle) . . . . .	11	VWS series (rack shelf) . . . . .	50
ANP series (wall plate) . . . . .	17	CTC-BXR (enclosure) . . . . .	17	Intercom Stations . . . . .	16	LK series (rack keys) . . . . .	43	Networking Racks . . . . .	33-34	RMP8 (bridge) . . . . .	12	Slide-out Racks . . . . .	36-37		
AP series (rack panel) . . . . .	52	CTR (carpet trim ring) . . . . .	16	IP-ID-1 (identification panel) . . . . .	54	LL (leg levelers) . . . . .	43	OS series (in/outdoor speaker) . . . . .	5	RMP8 (bridge) . . . . .	12	Slim Rack (19"W) . . . . .	26-27	Wall Boxes . . . . .	16
AP300 (clock/speaker center) . . . . .	17	D1410-72 (driver+grille) . . . . .	10	ISO-LL (isolation leg levelers) . . . . .	43	LLKRD (key+lock assembly) . . . . .	43	Omni-Directional Bracket . . . . .	5	RPAC-810-72 (2-pk. speaker kit) . . . . .	5	SLS (sliding shelf) . . . . .	49	Wall-Mount Racks . . . . .	31-32
AP700 (clock/speaker center) . . . . .	17	D3410-72 (driver+grille) . . . . .	10	ISO-PAD1 (isolation pads) . . . . .	43	LLR series (laminated rack) . . . . .	37			RPC-4CD (rack shelf) . . . . .	18	SM series (sm speaker) . . . . .	7	Wall-Mount Shelves . . . . .	34
APB series (rack panel) . . . . .	52	D6410-72 (driver+grille) . . . . .	10	IWB series (in-wall box) . . . . .	38	LMB series (mobile base) . . . . .	41			RPC series (remote control) . . . . .	22	SMG series (sm generator) . . . . .	13	Wall Plates . . . . .	17
AVPB series (rack panel) . . . . .	52	D3P series (punched panel) . . . . .	53	IP-ID-1 (identification panel) . . . . .	54	LMNB series (mobile base) . . . . .	41			RPC-P series (remote control) . . . . .	23	SMGA series (sm gen/amplifier) . . . . .	13	WB12 (grille) . . . . .	12
		D4P-1 (punched panel) . . . . .	53	ISO-LL (isolation leg levelers) . . . . .	43	LMSB series (mobile base) . . . . .	41			RPL series (light panel) . . . . .	47	SMR series (side-mount rack) . . . . .	33	WB12-12P150 (driver+grille) . . . . .	10
Backboxes (enclosures) . . . . .	10-11	D8P-ID-3 (punched panel) . . . . .	53	ISO-PAD1 (isolation pads) . . . . .	43	LO8-P (grille) . . . . .	12			RPS series (switch) . . . . .	21	Sound Masking Speakers . . . . .	7	WB-8 (grille) . . . . .	12
Baffles . . . . .	11	D9P-ID-3 (punched panel) . . . . .	53	IWBK-1414 (in-wall box, breakaway) . . . . .	38	LPD-1500S (vc) . . . . .	15			RPS-TP (thermostat probe) . . . . .	22	SP series (rack panel) . . . . .	51	WB8-8A50-T870 (driver+grille) . . . . .	10
BC810-72 (speaker) . . . . .	4	DBB series (filler plate) . . . . .	53	IX810 series (enclosure) . . . . .	11	LPOR series (pull-out rack) . . . . .	37			RRB series (bracket) . . . . .	43	SPH-1 (panel w/handles) . . . . .	54	WB-4 (grille) . . . . .	12
BDC series (fans) . . . . .	46	DC802 series (clock/speaker center) . . . . .	17	JG-8X (grille) . . . . .	12	LPPR-2432 (portable rack) . . . . .	30			RRD series (rack rails) . . . . .	42	SQLK-8L (grille) . . . . .	12	WB4-4A30-T870 (driver+grille) . . . . .	10
Blank Panels . . . . .	51-52	D4P series (power supply) . . . . .	19	JR410 series (driver) . . . . .	9	LPR series (portable rack) . . . . .	30			RRN series (rack rails) . . . . .	42	SR series (swing-gate rack) . . . . .	33	WB-4T (grille) . . . . .	12
BME series (enclosure) . . . . .	11	Desktop Racks . . . . .	35	KDMS (rack shelf) . . . . .	48	LPSR series (pull-out studio rack) . . . . .	35			RRNT-54 (rack rails) . . . . .	42	SS series (support rails) . . . . .	12	WB4T-4A30-T870 (driver+grille) . . . . .	10
BP series (clock/speaker center) . . . . .	17	DFI series (drawer insert) . . . . .	48	KL100 series (vc) . . . . .	14	LPTR series (pull & turn rack) . . . . .	36			RRT series (rails for millwork) . . . . .	43	SSC series (security cover) . . . . .	55	WP1 series (loaded plate) . . . . .	17
BSG-8 (baffle) . . . . .	11	Drivers . . . . .	9	KL100-PA series (vc) . . . . .	14	LRD series (rack rear door) . . . . .	40			RRTBF (bracket) . . . . .	43	Standalone Racks . . . . .	24-26	WS21-17 (wall shelf) . . . . .	34
Built-in Racks . . . . .	36-37	Driver+Grille Assemblies . . . . .	10	KL200-DSB (vc) . . . . .	14	LRND series (rack rear door) . . . . .	40			RRTF series (rack rails) . . . . .	42	Surge Suppressors (adv) . . . . .	23	WSL-1814 (wall shelf) . . . . .	34
		DSL-8 (baffle) . . . . .	11	KL-ANP2 (adaptor plate) . . . . .	15	LRR series (relay rack) . . . . .	28			RS series (rack screws) . . . . .	43	SVC100-PA-DW (vc) . . . . .	15		
C1830-870 (driver+grille) . . . . .	10	DSL-805-72 series (speaker) . . . . .	4			LRS series (rack stand) . . . . .	35			RS12-AW (grille) . . . . .	12	SVP series (rack panel) . . . . .	53	XCP series (enclosure) . . . . .	11
C2S (casters) . . . . .	43	DSQ-8 (baffle) . . . . .	11			LSB series (stationary base) . . . . .	41			RSD-116 (rack shelf) . . . . .	49	SVPL series (rack panel) . . . . .	53		
Cable Ladders . . . . .	45					LSER series (seismic rack) . . . . .	26			RSM series (rack screws) . . . . .	43	SVSP series (rack panel) . . . . .	53		
Cable Managers . . . . .	44					LSGR series (seismic rack) . . . . .	29			RSP series (rack screws) . . . . .	43	SVSPH series (half rack panel) . . . . .	37		

# TERMS

## Lowell Manufacturing Co. Terms & Conditions

**Effective July 1, 2019.** Supersedes all previously published price schedules, terms, and conditions. Lowell Manufacturing Co., 100 Ingram Dr., Pacific, Missouri 63069 USA. phone: (800) 325-9660, fax: (888) 456-9355.

**Credit Conditions:** Lowell Manufacturing Co. sells only to authorized dealers approved by the Credit Department. Possession of this price schedule does not constitute the right to purchase Lowell products. We reserve the right to terminate credit due to delinquent payment of invoices.

**Payment Terms:** 1% 15 Days, Net 30. Credit card and C.O.D. orders do not qualify for prompt payment discounts. Prompt payment discount allowed on merchandise only. Warehouse or other handling charges are added where applicable. All invoices are payable in U.S. Dollars.

**Credit Cards:** For your convenience, we accept Visa, MasterCard, American Express and Discover cards. Credit card orders will be processed upon invoiced shipment.



**Freight Terms:** All freight charges are F.O.B. factory, Pacific, Missouri, or warehouse of origin. All shipments will be forwarded freight prepaid and charged via the carrier of our choice unless air or overnight freight is specified. Air and overnight shipments traveling via the carrier of your choice will be billed direct to your specified carrier account. Standard catalog item orders of \$4,000.00 or more net invoice value will receive base ground freight allowance net of other applicable carrier surcharges (lift gate, residential delivery, etc.) for shipments to a single commercial destination within the contiguous United States. Standard catalog item orders of \$4,000.00 or more net product invoice value to Alaska, Hawaii, Puerto Rico, U.S.V.I. and export countries can receive base ground freight allowance for shipments to a single commercial forwarding destination within the contiguous United States as specified by the customer. Additional charges (by carrier) may apply for residential delivery locations (as designated by carrier), lift-gate requirements, advance call delivery notification and inside deliveries. C.O.D. orders do not qualify for freight allowance. Prompt payment discount not applicable to freight charges.

**Lost or Damaged Goods:** Lowell Manufacturing Co. is not responsible for any merchandise damage or loss while in transit. **ALL MATERIALS SHOULD BE INSPECTED ON DELIVERY OR SIGNED FOR CONDITIONALLY REGARDLESS OF CARTON APPEARANCE.**

1) Any shipments signed for 'Free and Clear' are the sole responsibility of the consignee. 2) Upon inspection, any damage should be reported immediately to Lowell Customer Service at (800) 325-9660 for claim processing arrangements. 3) All claims must be entered with the carrier involved within three (3) business days of shipment, depending on carrier. 4) Goods reshipped under these conditions are subject to our standard invoicing procedure. *Note: Lowell Manufacturing Co. will not accept return of merchandise damaged in transit. We do ask, however, that Lowell Customer Service be contacted immediately regarding shipments refused due to damaged goods.*

**Delivery Schedule:** All purchase orders will be scheduled for delivery on the basis of our present stock and normal production schedule. Custom engineered merchandise or specially finished items, including rack items finished in colors other than black, may be subject to additional lead time and additional charges. Blanket and hold-for-release orders must take delivery and be invoiced within six (6) months of order date.

**Minimum Billing:** All orders are subject to a \$50.00 net billing per shipment. Orders amounting to less than \$50.00 per shipment will be invoiced at \$50.00 net plus freight.

**Packaging:** All packaging will be left to the discretion of Lowell Manufacturing Company. Should special packaging or crating be required, additional charges may apply.

**Broken Carton Charge:** Products ordered in less than standard carton lots will be assessed a broken carton charge of \$1.00 per item.

**Return Goods:** Products that are made to order are not returnable. For other products, return merchandise authorization (RMA) in written form must be obtained from Lowell Manufacturing Co. prior to the return of merchandise for credit. Unauthorized returns will be refused and consigned to the carrier at the expense of the shipper. All return goods are subject to a 25% restocking charge with the following two exceptions: 1) Claims under our limited warranty, 2) errors in shipment by Lowell. The following terms and conditions apply to all approved returns: 1) All products must be returned within sixty (60) days from the date of original shipment and thirty (30) days after written authorization is issued; 2) Items must be standard catalog products (merchandise that is modified, obsolete or custom engineered is not returnable for credit). 3) Products must be new,

in original packaging, unaltered and in resalable condition. 4) Products must be forwarded freight prepaid with the Lowell RMA number clearly displayed on the outside of each carton. A copy of the original RMA document must also accompany the return. It is the customer's responsibility to arrange for all return shipments including common carrier. If circumstances prohibit customer from arranging shipment, Lowell will arrange shipment for a \$100.00 handling/processing fee. 5) Credit will be calculated at the price prevailing at the time of original purchase and allowed only for actual quantities received and counted at our dock. Freight charges will apply and will not be credited for any orders with the exception of the following: A) claims under our limited warranty; B) errors in shipment by Lowell. 6) Allowance for returns of Lowell products and services will be in the form of a credit memo. Shipping costs for freight allowed items will be deducted from the credit memo. Additionally, if a credit results in a net order below \$4,000.00 customer will be invoiced for original freight allowance.

**Limited Warranty:** Lowell Manufacturing Co. warrants catalog products to be free from defects in material and workmanship, under normal use and service, for five (5) years from date of purchase with the following exceptions: Ten (10) years on line-to-neutral surge suppressors that incorporate Lowell's Triple Clamping Redundancy™ (TCR) technology; three (3) years on uninterrupted power supplies (UPS); one (1) year on electrical/electronic and/or control products/accessories with the exception of surge suppressors with TCR technology which carry a ten (10) year warranty; one (1) year on repair/replacement products. In-warranty returns must include written return merchandise authorization (RMA) from Lowell. Lowell's liability under this warranty is limited to repairing or replacing, at its option, products which are proven to be defective. Additionally, this warranty is extended to the original purchaser only. The Company shall not be liable for any consequential expenses associated with a defective product such as labor, installation charges and/or travel time.

**Custom Fabrication:** Lowell Manufacturing Co. welcomes all inquiries regarding custom fabrication. Please submit requests to: Lowell Manufacturing Company, Attn. Engineering Department. Custom fabrication designs must be approved in writing by the customer. Engineering time for custom fabrication is subject to an hourly billing rate. Call factory for quote. Purchase orders for custom fabrication are non-cancelable and products are non-returnable except for defects in workmanship for a period of one (1) year. Custom production overage up to 10% per line item are allowable, shippable and billable on custom product orders.

**Rack Colors:** Lowell Manufacturing Co. finishes rack items in powder epoxy to achieve durable performance and consistent appearance. Lowell's standard color is black for most racks, cabinets and accessory items, unless noted otherwise. Special colors may be specified on rack, cabinet and accessory items but will require additional lead time and may incur an additional charge.

**Samples:** Inquiries regarding standard catalog items should be directed to the sales representative in your area or to Lowell Manufacturing Co.

**Manufacturer's Statement:** All prices, terms, conditions and specifications are subject to change without notice. Lowell Manufacturing Co. makes every effort to avoid errors, however we reserve the right to correct typographical, photographic, clerical and printing errors and to change specifications to improve products and/or methods.

**Purchaser's Agreement:** Lowell Manufacturing Co. does not accept any terms or conditions stated by customer or contained in customer's purchase documents or correspondence that are in addition to, in conflict with, or limit the terms and conditions herein. Customer's order placement shall constitute acceptance of Lowell Manufacturing Company's stated terms and conditions thereby excluding any additional, conflicting or limiting terms stated or contained in Customer's purchase document or correspondence.

**Third Party Listings:** The Authority Having Jurisdiction (AHJ) may require specific products to carry a third party listing (e.g. ETL, UL, etc.). As Lowell Manufacturing Co. offers a variety of rack, power and audio products, with and without third party listing, it is the responsibility of the purchaser to verify that all products selected comply with applicable code requirements, specifications as per signed contract, and Authorities Having Jurisdiction (AHJ).

**ETL Listed/UL Listed:** The Occupational Safety and Health Administration (OSHA) has listed both Underwriters Laboratories, Inc. (UL) and Intertek Testing Services, Inc. (ETL) as Nationally Recognized Testing Laboratories (NRTL). Information about the program can be found online at OSHA's website: [www.osha.gov/dts/otpca/nrtl/index.html](http://www.osha.gov/dts/otpca/nrtl/index.html)

## Racks & In-Wall Boxes

### STANDALONE RACKS

Ideal for applications that require only a few racks (p.24-26)



**LDR Series**  
Designer rack  
22.31"W



**LCDR Series**  
Designer w/accessories  
22.31"W



**LER Series**  
Enclosed (adj. rail)  
23.06"W



**LFR Series**  
Enclosed (fixed rail)  
23.06"W



**LSER Series**  
Seismic-certified  
23.06"W



**LHR Series**  
Host cabinet w/rack  
24.00"W

### OPEN FRAME & GANGABLE RACKS

Open sides provide easy access for cable routing (p.26-29).



**LXR Series**  
Slim  
19.21"W



**LVR Series**  
Slim variable depth  
19.21"W



**LRR Series**  
Two-post relay  
20.25"W



**LGNR Series**  
Gangable narrow  
22.00"W



**LGVV Series**  
Gangable video  
22.00"W



**LGR Series**  
Gangable  
23.06"W



**LSGR Series**  
Seismic-certified  
23.06"W



**LGTR Series**  
Gangable tall (54U)  
22.00"W

### PORTABLE RACKS

Include front & rear door, swivel casters (p.30).



**LPR Series**  
Portable (22"/27"D)  
w/solid door



**LPR--FV Series**  
Portable (22"/27"D)  
w/vented door



**LPR--PGT Series**  
Portable (22"/27"D)  
w/plexi.door, lam.top



**#LPPR-2432**  
Portable (32"D)  
w/plexi.door, lam.top, skirted base

### WALL-MOUNT RACKS

Efficient use of available space (p.31-32).



**LWR Series**  
Swing-open  
w/adj. rails



**LWSR Series**  
Swing-open  
w/fixed rails



**LWBR Series**  
Swing-open  
w/support base



**LWER Series**  
Stationary rack  
w/front door



**LTR Series**  
Tiltout  
w/manual release



**LTCR Series**  
Tiltout  
w/controlled release



**VR Series**  
Versatile horizontal  
or vertical mount

### WALL-MOUNT RACKS for NETWORKING

Typical for equipment kept in secure areas (p.33-34).



**SR Series**  
Swing gate  
open frame



**SGR Series**  
Swing gate  
heavy duty



**HUB Series**  
Hinged utility  
bracket



**PFR Series**  
Pivoting front  
frame



**RCC Series**  
Remote consolidation  
cabinet



**RCCD Series**  
Remote consolidation  
cabinet w/deep door



**SR Series**  
Side-mount  
or top-mount

### BUILT-IN RACKS

Keeps equipment out of sight in a credenza or mill-work (p.36-37).



**LCR Series**  
Welded credenza  
rack



**LPOR Series**  
Pull-out  
rack



**LPTR Series**  
Pull & turn  
rack

### DESKTOP & UNDER-COUNTER RACKS

For convenient access (p.35).



**LDTR Series**  
Desktop rack  
w/fixed rails



**LDSR Series**  
Desktop rack  
w/sloped front



**LPSR Series**  
Pull-out studio rack  
w/sloped front



**LRS Series**  
Desktop rack stand  
w/angled posts

### SPECIALTY RACKS

(p.37)



**LLR Series**  
Laminated rack  
w/fixed rails



**LHFR Series**  
Half-width rack  
10.69"W



**FS Series**  
Flat ship  
hinged shelf



**#WS21-17**  
Heavy duty  
shelf



**#WSL-1814**  
Light duty  
shelf

### WALL-MOUNT SHELVES

For small applications (p.34).



**IWB Series**  
Box w/trim  
plate



**#IWBK-1414**  
Box w/trim  
plate & breakout

### IN-WALL BOXES


Mount between 16" studs (p.38).



**IWB Series**  
Box w/trim  
plate



**#IWBK-1414**  
Box w/trim  
plate & breakout



## **Lowell Manufacturing Company**

100 Integram Drive  
Pacific, Missouri 63069 U.S.A.  
800.325.9660 | 636.257.3400  
[Lowellmfg.com](http://Lowellmfg.com)

## **Lowell West Coast Showroom & Distribution Center**

9357 Richmond Place, Suite 104  
Rancho Cucamonga, Calif. 91730  
909.466.0253



PS11193K