




Speaker Mounting:

The OS100TB (black) and OS100TW (white) speakers may be mounted indoors or outdoors (when protected from direct moisture). The included aluminum U-bracket has mounting slots that line up with a properly secured metal single gang outlet box, whether mounted vertically as shown in Figure 1, or horizontally as shown in Figure 2. If more flexible aiming is required, OS100T speakers may also be mounted using the optional Lowell OS-BRKT brackets (See Figure 6) or Adaptive Technologies MM-008-BT brackets. (Purchase from Adaptive Technologies). Five (5) 1/4-20 threaded insert points are provided on the rear of the OS100T speakers for these brackets (See Figure 3). A speaker transformer select switch is provided on the rear of the OS100T speakers (See Figure 3). With this switch in the 8 ohm position, the transformer is disconnected internally and the speaker power rating is 100W. With this switch in the A-D positions, the speaker power is determined by the driving voltage as shown on the table on the rear of the OS100T speakers and as shown on the table below. Incoming wiring should enter through the weather-resistant terminal cover (See Figure 8). The rubber grommet may be removed to accommodate larger wiring. Be sure to push the terminal cover on until it snaps to assure a tight seal. Wiring is to be connected to the 4-conductor removable phoenix type connector (See Figure 4 and Figure 5). Parallel dual "+" and "-" terminals are provided in order to terminate incoming and outgoing wiring. Lowell Manufacturing Company recommends that a safety cable always be used when speakers are installed over-head. It is the responsibility of the installer to consult a Licensed Structural Engineer to verify the structural integrity and safety of any mounting method before installation.



ELECTRICAL SPECIFICATIONS	
Power rating: 100W RMS (RS426B test procedure)	
Frequency response: 97Hz-20kHz ± 6dB	
Sensitivity: Log average 87.8dB	
Woofers: 6.5" mica coated with rubber surround	Tweeter: 1" silk domed.
Impedance: 8 ohms	Phoenix type connector: maximum 14 AWG stranded wire.

Note: The current model has ribs on the sides that are not shown in Figures 1, 2, & 3.

OS100TB & OS100TW TRANSFORMER TAP SETTINGS			
TAP	25V LINE	70V LINE	100V LINE
A	7.5W	60W	DO NOT USE
B	3.8W	30W	60W
C	1.9W	15W	30W
D	.94W	7.5W	15W

