

Model: LXR-series

Lowell LXR rack (21"D)

Description:

The LXR is the economical solution for equipment stored in cabinetry or credenzas, under counters or desks, or in any narrow area. The slim (19.21") width provides a narrow footprint for mounting standard 19"W EIA equipment. Four corner post rails are imprinted with a scale in rack unit increments to facilitate cuts if a custom height is needed. And a wide assortment of options enables the LXR to adapt to a variety of applications as it lets you choose the right components for each job. Ships unassembled.

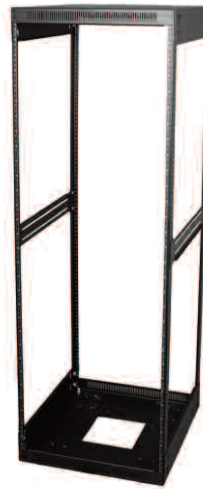
Features:

- Economical rack supports loads up to 400 lbs.
- Base and top are 14-gauge steel with vented fronts for natural heat dissipation.
- Corner post mounting rails are 11-gauge steel tapped 10-32.
- Rack models with a height of 30, 38 or 44 rack units include two side support brackets for torsional rigidity.
- Ships knocked-down for freight economies.
- Made in the USA with 100% certified US steel.
- Black powder epoxy finish.

Optional:

These optional accessories fit both LVR- and LXR-series racks (order separately):

- **Front Door (LVR-FD series):** The front door (solid steel or steel frame with smoked Plexiglas insert) sits 1.38" from frame and mounts left or right (without drilling). Includes key lock.
- **Rear Access Cover (LVR-RAC series):** The rear access cover has vents at the top and bottom for passive heat dissipation and includes a key lock for security. The rear access cover will accept fan panel model FWI-KIT (2 qty.) or FW2-RD (1 qty.) — order separately.
- **Vented Side Panels (LVR---SP series):** The side panels extend 1" beyond rack (0.5" front, 0.5" rear), increasing overall rack depth to 22". Each panel is .63" thick, increasing overall rack width to 20.5". The 18-ga. steel panels feature top and bottom vents and recessed side handles for lift-off access. They can also be secured with screws. Sold in pairs.
- **Skirted Mobile Base (LVR-MB21):** The 14-ga. steel skirted design hides four 3" swivel casters and increases rack height by 4.25".
- **Skirted Mobile Base for Fine Floors (LVR-MB21F):** The 14-ga. steel skirted design hides four 3" swivel casters and increases rack height by 4.25". Casters have a special formula rubber tread that won't mar floors and a tough polyolefin core that helps absorb shocks.
- **Middle-depth Rails (LVR-RRT series):** The 11-ga. steel mounting rails support rear of rackmounted equipment. Sold in pairs.
- **Cable Chase (LVR44-21-CC3):** 3"W raceway for cable management is designed to fit 44U rack.
- **Protective Runner Kit (PRK):** Set of 4 plastic glides help protect wood when rack is placed inside a credenza or custom millwork.
- **Swivel Casters (LVR-C3S series):** Available as a set of 4 swivel, or 2 swivel and 2 swivel-locking.
- **Swivel Casters for Fine Floors (LVR-C3SF series):** Special formula rubber tread won't mar floors while the tough polyolefin core helps absorb shocks. Available as a set of 4 swivel, or 2 swivel and 2 swivel-locking.



The economical LXR ships knocked-down for freight economies.



Taller units (30+ rack units) include two side support brackets for torsional rigidity.

Four corner post mounting rails feature a scale printed in rack unit increments to aid equipment installation.

Optional:



Solid steel front door and skirted mobile base.



3"W cable chase.

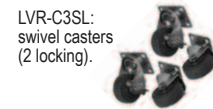


Vented rear access cover.

Vented side panels with recessed handles.



Protective runner kit helps protect wood.



LVR-C3SL: swivel casters (2 locking).

Note: To avoid tipover, use caution when loading or moving a rack mounted on a mobile base or casters.

A&E Specifications:

Open frame rack shall be Lowell Model _____. Rack shall measure 19.21"W and have a depth of 21-inches. Panel space height shall be _____ rack units for mounting standard 19" EIA components. Corner post mounting rails shall be 11-gauge steel imprinted with rack unit increments. Models 30 rack units and taller shall include one pair of side support brackets. Rack shall ship knocked-down. It shall be finished in black powder epoxy and include assembly/panel mounting hardware.

[Optional: Rack shall include one pair of 22"D side panels Model _____. Side panels shall include recessed handles for lift-off access and shall mount to keyhole openings in rack. Rack shall include front door Model _____. Rack shall include rear access cover Model _____. Rack shall include one-pair of middle depth mounting rails Model _____, four support brackets and hardware. Rack shall include swivel casters Model _____. Rack shall include protective runner kit Model _____. Rack shall include skirted mobile base Model _____. Rack shall include 3"W cable chase Model _____.]

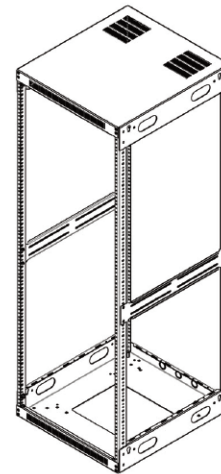
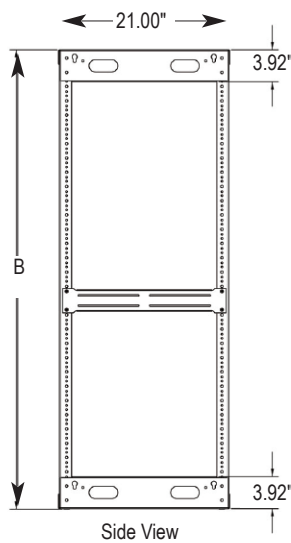
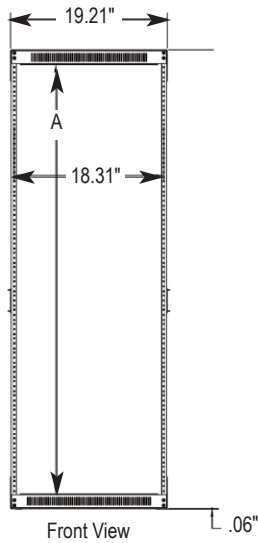
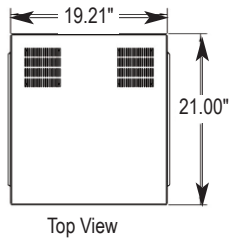
Spec. No. 1113
(rev. 09.22.11)
pg. 1 of 3

©2011 Lowell Manufacturing Company, 100 Ingram Dr., Pacific MO 63069. Phone-800.325.9660
Fax-636.257.6606. Lowell makes every effort to provide accurate information while reserving the right to change specifications and/or improve manufacturing methods without notification. (lowellmfg.com)

Lowell™

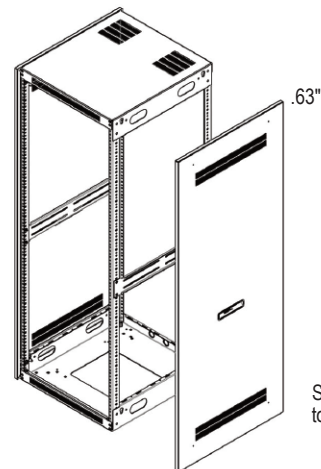
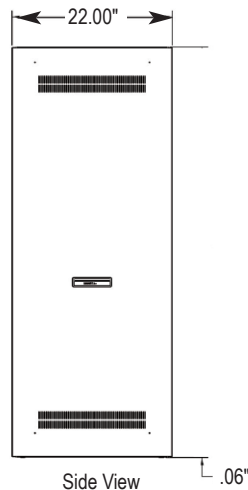

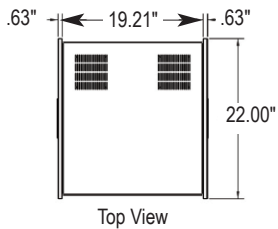
Model: LXR-series

Lowell LXR rack (21"D)



Side support brackets are included with tall models (30U, 38U, 44U).

Rack with Optional Side Panels: Side panels extend 1" beyond rack (0.5" front, 0.5" rear), increasing overall rack depth to 22" Each side panel is .63" thick; two side panels increase overall rack width to 20.5"



Model: LXR-series

Lowell LXR rack (21"D)

Model No.	"A" Description	"A" Rack Units*	"A" Inside Height	"B" Overall Height	Overall Width	Overall Depth	Side Support Brackets	Corner Mtg Rails
Racks:								
LXR-821	LXR Rack	8	14.13"	17.84"	19.21"	21"	0	4
LXR-1421	LXR Rack	14	24.63"	28.34"	19.21"	21"	0	4
LXR-2221	LXR Rack	22	38.63"	42.34"	19.21"	21"	0	4
LXR-3021	LXR Rack	30	52.63"	56.34"	19.21"	21"	2	4
LXR-3821	LXR Rack	38	66.63"	70.34"	19.21"	21"	2	4
LXR-4421	LXR Rack	44	77.13"	80.84"	19.21"	21"	2	4

Optional Front Door: front door (solid steel or steel with smoked Plexiglas insert)

LVR-FD-8	LVR / LXR Front Door (solid)	8						
LVR-FD-8P	LVR / LXR Front Door (Plexiglas)	8						
LVR-FD-14	LVR / LXR Front Door (solid)	14						
LVR-FD-14P	LVR / LXR Front Door (Plexiglas)	14						
LVR-FD-22	LVR / LXR Front Door (solid)	22						
LVR-FD-22P	LVR / LXR Front Door (Plexiglas)	22						
LVR-FD-30	LVR / LXR Front Door (solid)	30						
LVR-FD-30P	LVR / LXR Front Door (Plexiglas)	30						
LVR-FD-38	LVR / LXR Front Door (solid)	38						
LVR-FD-38P	LVR / LXR Front Door (Plexiglas)	38						
LVR-FD-44	LVR / LXR Front Door (solid)	44						
LVR-FD-44P	LVR / LXR Front Door (Plexiglas)	44						

Optional Rear Access Cover: vented, locking

LVR-RAC-8V	LVR / LXR Rear Access Cover	8						
LVR-RAC-14V	LVR / LXR Rear Access Cover	14						
LVR-RAC-22V	LVR / LXR Rear Access Cover	22						
LVR-RAC-30V	LVR / LXR Rear Access Cover	30						
LVR-RAC-38V	LVR / LXR Rear Access Cover	38						
LVR-RAC-44V	LVR / LXR Rear Access Cover	44						

Optional Side Panels: side panels extend 1" beyond rack (0.5" front, 0.5" back), increasing overall depth to 22"

LVR8-21SP	LVR / LXR Side Panels (1-pr)	8				22"		
LVR14-21SP	LVR / LXR Side Panels (1-pr)	14				22"		
LVR22-21SP	LVR / LXR Side Panels (1-pr)	22				22"		
LVR30-21SP	LVR / LXR Side Panels (1-pr)	30				22"		
LVR38-21SP	LVR / LXR Side Panels (1-pr)	38				22"		
LVR44-21SP	LVR / LXR Side Panels (1-pr)	44				22"		

Optional Middle Depth Rails: Rails are designed to "float" within rack height. Select rails that are shorter than rack. (10U rails fit 14, 22, 30, 38, or 44U rack; 16U rails fit 22, 30, 38 or 44U rack; 24U rails fit 30, 38 or 44U rack; 32U rails fit 38 or 44U rack; 40U rails fit 44U rack)

LVR-RRT10	LVR / LXR Rack Rails (1-pr)	10						
LVR-RRT16	LVR / LXR Rack Rails (1-pr)	16						
LVR-RRT24	LVR / LXR Rack Rails (1-pr)	24						
LVR-RRT32	LVR / LXR Rack Rails (1-pr)	32						
LVR-RRT40	LVR / LXR Rack Rails (1-pr)	40						

Optional Cable Chase: Cable chase will fit model no. LXR-4421

LVR44-21-CC3	LVR Cable Chase (3"W)							
--------------	-----------------------	--	--	--	--	--	--	--

Optional Mobile Base: Skirted base with 4 casters

LVR-MB21	LVR Mobile Base							
----------	-----------------	--	--	--	--	--	--	--

Optional Mobile Base for Fine-Floors: Skirted base with 4 casters for fine-floors

LVR-MB21F	LVR Mobile Base for fine-floors							
-----------	---------------------------------	--	--	--	--	--	--	--

Optional Casters: Set of casters (no base)

LVR-C3S	LVR 3" Swivel Casters (4 swivel)							
LVR-C3SL	LVR 3" Swivel Casters (2 swivel, 2 swivel-locking)							

Optional Casters for Fine-Floors: Set of casters (no base)

LVR-C3SF	LVR 3" Swivel Casters for fine-floors (4 swivel)							
LVR-C3SFL	LVR 3" Swivel Casters for fine-floors (2 swivel, 2 swivel-locking)							

Optional Protective Runner Kit: Set of 4 plastic glides

PRK	Protective Runner Kit							
-----	-----------------------	--	--	--	--	--	--	--

*One rack unit = 1.75"

Spec. No. 1113
(rev. 09.22.11)
pg. 3 of 3

©2011 Lowell Manufacturing Company, 100 Integram Dr., Pacific MO 63069. Phone-800.325.9660
Fax-636.257.6606. Lowell makes every effort to provide accurate information while reserving the right to
change specifications and/or improve manufacturing methods without notification. (lowellmfg.com)

Lowell™