

COMPAC[®] 20A Surge Suppressor with attached cord

Description

The COMPAC[®] advanced surge suppressor provides the highest current capacity available in devices of its size to protect multiple pieces of sensitive electronic equipment on a single circuit. It features industrial strength “zero failure” technology backed by a ten year warranty. The COMPAC also includes a patented* rotating outlet plate that makes it easy to change the position of the outlets from top to side access. The compact body has a very low profile (1.75"H x 6"D x 9"W) and includes two mounting brackets for easy installation — on a wall behind a flat panel TV, under a counter, in a rack or just about anywhere. Both models feature two 20A outlets (1-duplex) and attached cord.

- Model **ACSP-2002-VTE**: includes VTE over/under protection (automatically turns receptacles off when line voltage drops below 100V or rises above 140V).
- Model **ACSP-2002-RPC**: includes remote power control capability by a low voltage sequencer, switch or control system that provides a maintained dry contact closure.

Features

- ETL Listed, ANSI C62.41 Compliant
- Conforms to UL 1449-3
- Low-profile chassis (1.75"H x 6"D x 9"W)
- Two 20A outlets (1 duplex)
- Patented* outlet plate rotates 90° for front or side access.
- Front LEDs provide visual system status.
- Suppresses line to neutral with no ground contamination.
- TCR[®] technology defeats surges up to 72,000 amps with zero failures
- Two mounting brackets allow versatile installation. (Optional mounting ears are available if standard 19" panel installation is preferred.)
- 6-ft. attached cord with NEMA 5-20P plug
- 10 year warranty


A & E Specifications

The 20A single-circuit surge suppressor shall be Lowell model _____ with one duplex outlet. It shall be ETL Listed and conform to UL1449-3. It shall meet ANSI C62.41 and protect line to neutral without ground wire contamination. It shall be capable of protecting electronic equipment from transient voltages, spikes and surges up to 72,000 amps and have a response time of less than 5 nanoseconds. It shall surface or rear rackmount using mounting brackets and include outlets mounted on a plate that can be rotated 90° for front or side access. It shall include LEDs for visual ground verification and surge diagnostics. [Model ACSP-2002-VTE shall also include automatic over/under voltage shutdown protection when voltage drops below 100V or rises above 140V. Model ACSP-2002-RPC shall also include remote power control capability (by a low voltage sequencer, switch or control system that provides a maintained dry contact closure).]



Both models include attached IEC cord with NEMA 5-20P plug and mounting brackets.

*US Patent No. D535178S



Mechanical Specifications:

Dimensions:	9"W x 1.75"H x 6"D
Weight:	5 lbs.
Input Connections:	Attached cord with NEMA 5-20P plug
Output Connections:	(1) duplex 20A receptacle mounted on 90° rotatable plate.
Chassis:	Steel with black powder epoxy finish
Mounting:	(2) multi-mount brackets.

Performance Specifications:

Operating Voltage/Current:	120VAC / 20A, 60Hz
Maximum Surge Current:	72,000A (exceeds UL 1449-3 6000V, 3000A)
Initial Clamping Voltage:	205V, UL rating 400V
Endurance:	IEEE C62.41-1991, B3 (C1), Pulses (lifetime): 1kv≥1,000,000; 3kv≥100,000; 6kv≥5000
Transient Noise Reduction:	29dB@100kHz, 70dB@1MHz
Response Time:	Less than 5 nanoseconds
Temperature Range:	25°C (77°F) nominal
Protection Mode:	Line to neutral, zero ground leakage
UL1449-2 Adjunct Results:	1000 surges, 6000 volts, 3000A, C1, and B3 waveforms (IEEE C62.41), NO FAILURES
Federal GSA specs (1996)	Grade A, Class 1, Mode 1
Diagnostic LEDs (surge)**	Top (green): ON = ground verified Center (green): ON = protection active Bottom (red): ON = protection reduced*
Applicable Standards:	UL1449-3, IEEE standard 587-80 A & B, IEEE standard C62.41-1991, IEC 1000-4-5-1995 (IEC 801-5).
Safety Agency Approvals:	ETL Listed US and Canada.

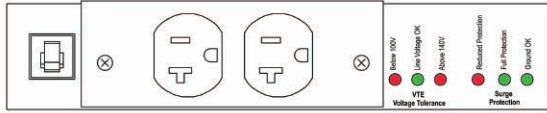
**TCR[®] surge suppression technology provides the assurance of Grade A, Class 1, Mode 1 endurance and performance testing plus visual diagnostic LEDs. The ground verified (green LED), protection active (green LED) should always be ON and the reduced protection (red LED) should be OFF. In the unlikely event the red LED illuminates, full suppression capability is NOT immediately or even necessarily compromised. The red LED indicates the overall life expectancy of the unit may be reduced. Contact Lowell for repair or replacement under the unit's ten year warranty.

Model No.	Description	Outlets	Amperage	Termination	Over/Under Protection	Remote Control Capable
ACSP-2002-VTE	COMPAC surge suppressor	2 (1 duplex)	20A	attached cord	Yes	No
ACSP-2002-RPC	COMPAC surge suppressor	2 (1 duplex)	20A	attached cord	No	Yes
ACC-1ME	Mounting Ears (1-pr)					

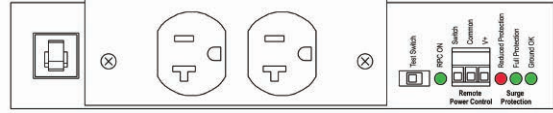


COMPAC[®] 20A Surge Suppressor with attached cord

Front Panel Layout

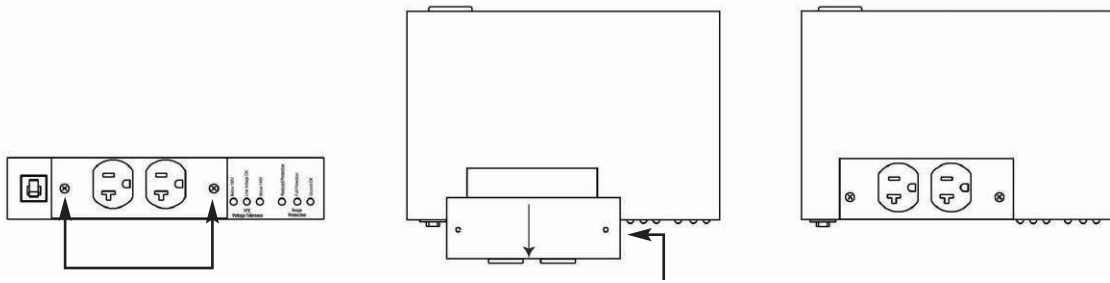


ACSP-2002-VTE



ACSP-2002-RPC

Rotating Outlet Plate*



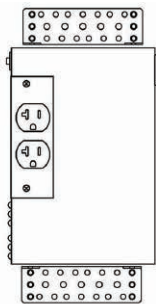
Remove the 4 screws holding the rotating outlet plate (2 on front, 2 on top).

Pull the outlet plate away from the chassis and rotate.

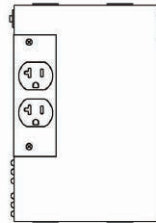
Re-install the 4 screws.

*US Patent No. D535178S

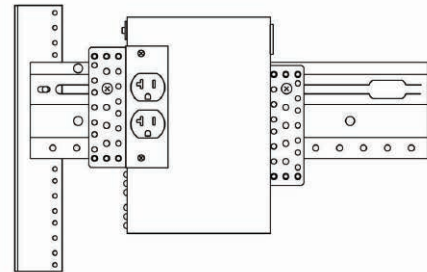
Installation Options with Mounting Brackets



Surface-mount with exposed brackets.



Surface-mount with concealed brackets (behind unit).



Mount to rack rail supports or 10-32 tapped rack rail.

Control Options for ACSP-2002-RPC

