

Model: LUH-15TI (for intercom use)

INSTRUCTIONS: UNIHORN® LUH-15TI

The UNIHORN® (model LUH-15TI for intercom use) is designed to mount indoors or outdoors in either recessed or surface-mount applications. It can be mounted with or without the trim ring and press-fit grille (included). *Installation should conform to all Federal, state and local codes and should only be made by qualified service personnel.*

Note: The LUH-15TI is designed for use in a talkback intercom system and DOES NOT include a DC blocking capacitor that would be required for speaker line supervision in a life safety system. See model LUH-15T for life safety use.

UNIHORN® Carton Includes: (1 ea.)

- Aluminum re-entrant horn with 70V/25V transformer (LUH-15TI)
- Aluminum trim ring: 9.6" dia. with 7.25" center cutout.
- Press-fit aluminum grille.

Tools Needed: (not included)

- Screwdrivers and tools for electrical connections.

Optional Accessories: (order separately)

LUH-BOX:
stainless steel
backbox (10.5"
sq. x 4"D)



LUH-TP:
trim plate
(11.5" sq.)




LUH-TBAR:
tile bridge



LUH-VRG:
cast-aluminum
vandal-resistant
grille (9.6" dia.)



HRP832: spanner-
head screwdriver
for use with 8-32
spanner screws



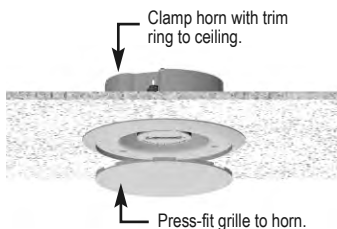
Installation Methods / Accessories: the UNIHORN® can be mounted with or without the trim ring and press-fit grille. In addition, the horn features standard screw holes that will fit the optional LUH-VRG vandal-resistant grille or any standard 8" (screw-type) speaker grille. The LUH-VRG installs with spanner-head screws and screwdriver. Standard grilles screw-mount to the UNIHORN® and fit various backboxes. See individual product spec sheets for more information on standard 8" speaker grilles and backboxes.

| Installation Method | Grille | Backbox / Trim Plate | T-bridge |
|---------------------|----------------------------------|--|------------|
| Open Installation | No grille | N/A | N/A |
| | Press-fit aluminum grille* | N/A | N/A |
| | LUH-VRG vandal-resistant grille* | N/A | N/A |
| Drywall | Press-fit aluminum grille | No backbox | N/A |
| | LUH-VRG vandal-resistant grille | No backbox | N/A |
| Lay-in Tile Ceiling | Press-fit aluminum grille | No backbox | LUH-TBAR** |
| | LUH-VRG vandal-resistant grille | No backbox | LUH-TBAR** |
| Masonry | Press-fit aluminum grille | LUH-BOX (recessed) + LUH-TP trim plate | N/A |
| | LUH-VRG vandal-resistant grille | LUH-BOX (recessed) + LUH-TP trim plate | N/A |
| Surface-mount | Press-fit aluminum grille | LUH-BOX (surface) | N/A |
| | LUH-VRG vandal-resistant grille | LUH-BOX (surface) | N/A |

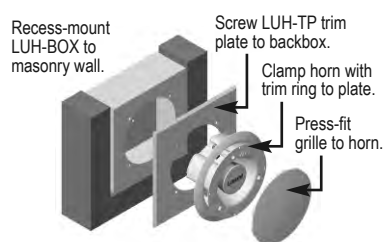
*Tighten dog ears to hold trim ring in place.

**T-bridge is recommended for acoustic tile ceilings.

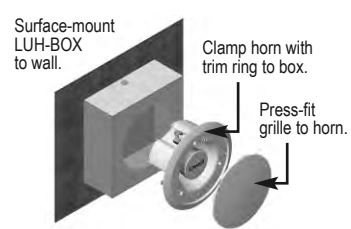
Lay-in Tile Ceiling or Drywall: horn with trim ring clamps to ceiling (tile bridge is recommended for acoustic tile). Grille press-fits to horn assembly. No visible screws.



Masonry: 10.5" sq. x 4"D stainless steel backbox mounts into masonry wall. LUH-TP trim plate screws to backbox. Horn with trim ring clamps to trim plate (trim ring covers screws). Grille press-fits to horn assembly.

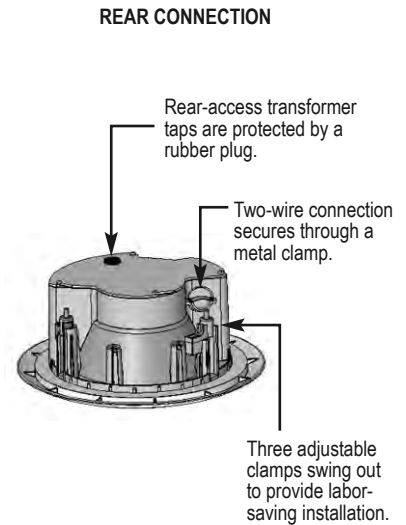
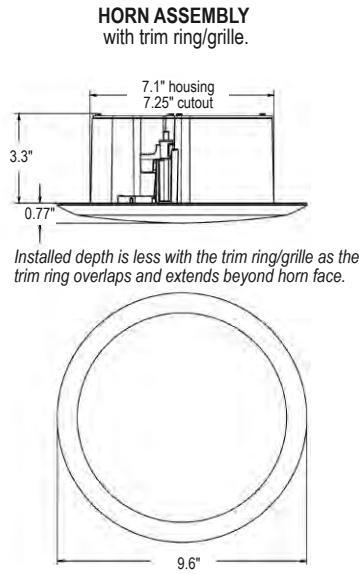
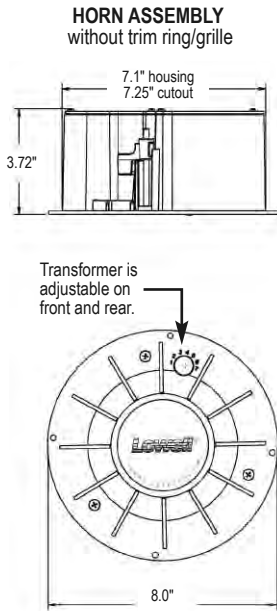


Surface-mount: 10.5" sq. x 4"D stainless steel backbox surface-mounts to wall. Horn with trim ring clamps to box (ring covers unused screw holes). Grille press-fits to horn assembly.

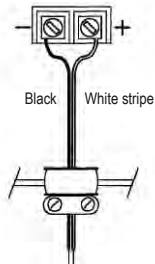


Model: LUH-15TI (for intercom use)

INSTRUCTIONS: UNIHORN® LUH-15TI



Connections:



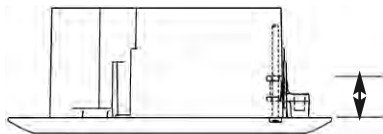
Model LUH-15TI ships ready for hookup with a 2-conductor cable exiting through a rear cable clamp.

Specifications:

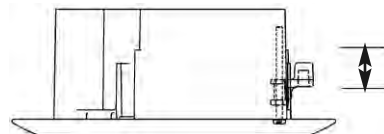
| | |
|---------------------|---|
| Model No. | LUH-15TI |
| Power Rating: | 15W |
| Frequency Response: | 740Hz - 7.4kHz +/- 6dB |
| Dispersion: | 80° |
| SPL: | 105dB 1W/1M, 101dB 15W/10-ft., 106dB 15W/10-ft.* |
| Calculated Max SPL: | 116.8dB 15W/1M |
| Impedance: | OHMS: 5000, 2500, 1300, 666, 333, 89, 45 |
| Power Taps: | 25V@ .48, .94, 1.8, 7.5, 15W 70V@ .9, 1.8, 3.8, 7.5, 15W |
| Size: | 7.1" rear dia., 8" face dia., 3.72"D, 9.6" dia. grille |

* 3dB increment rating with a sweep sine-wave signal source flat weight SPL meter.

Mounting Clamps: LUH-15TI ships with screwdriver-adjustable clamps.

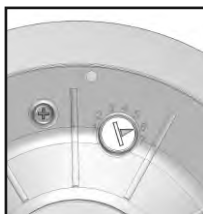


CLAMPS (as shipped): The out-of-box position of clamps will accept depths of 0-1.5" (approx).

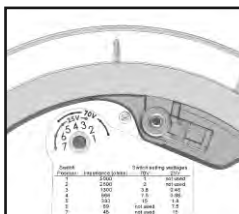


CLAMPS (reversed): The clamp position can be reversed by installer to accept depths of 1"-2.125" (approx).

Transformer Settings:



Transformer adjustment from front.



Transformer adjustment from rear (under rubber plug).

| Switch Position | Impedance | Watts@ 70V | SPL@10ft. 70V | Watts@ 25V | SPL @10-ft 25V |
|-----------------|-----------|--------------|---------------|------------|----------------|
| 1 | 5000 | 0.9 | 94dB* | NOT USED | --- |
| 2 | 2500 | 1.8 | 97dB* | NOT USED | --- |
| 3 | 1300 | 3.8 | 100dB* | 0.48 | 91dB* |
| 4 | 666 | 7.5 | 103dB* | 0.94 | 94dB* |
| 5 | 333 | 15 | 106dB* | 1.8 | 97dB* |
| 6 | 89 | DO NOT USE** | --- | 7.5 | 102dB* |
| 7 | 45 | DO NOT USE** | --- | 15 | 105dB* |

* 3dB increment rating with a sweep sine-wave signal source flat weight SPL meter.

** Note switch positions 6 and 7 ARE NOT USED on 70V applications. They exceed the capacity of the driver and transformer and could damage or destroy the driver and/or amplifier.