

Model: LUH-15T

INSTRUCTIONS: UNIHORN® LUH-15T

The UL Listed, universal-use UNIHORN® (model LUH-15T) is designed to mount indoors or outdoors in either recessed or surface-mount applications. It can be mounted with or without the trim ring and press-fit grille (included). *Installation should conform to all Federal, state and local codes and should only be made by qualified service personnel.*



NOTE: The LUH-15T includes a DC blocking capacitor that is required for speaker line supervision in a life safety system, and therefore cannot be used for a talkback intercom system. See model LUH-15TI for intercom use.

UNIHORN® Carton Includes: (1 ea.)

- Aluminum re-entrant horn with 70V/25V transformer (LUH-15T).
- Aluminum trim ring: 9.6" dia. with 7.25" center cutout.
- Press-fit aluminum grille.

Tools Needed: (not included)


- Screwdrivers and tools for electrical connections.

Optional Accessories: (order separately)

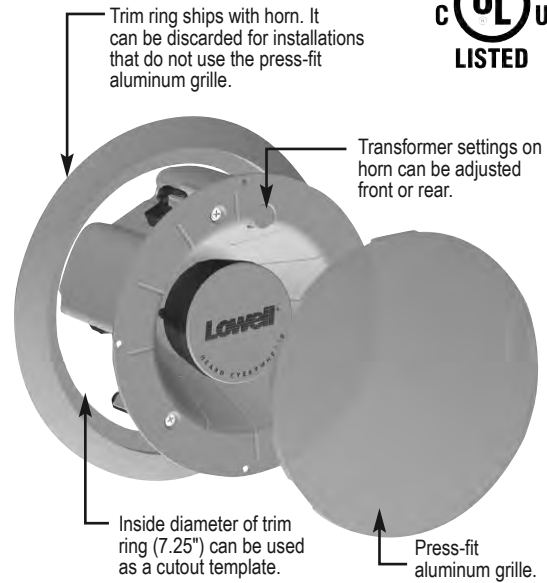
LUH-BOX:
stainless steel
backbox (10.5"
sq. x 4"D)



LUH-TP:
trim plate
(11.5" sq.)



LUH-TBAR:
tile bridge



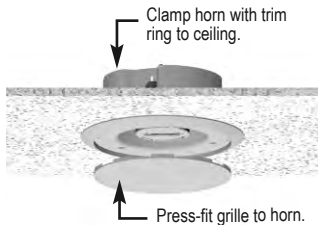
UL Approved Installation Methods / Accessories:

Installation Method	Grille	Backbox / Trim Plate	T-bridge
Open Installation	Press-fit aluminum grille* OR no grille	N/A	N/A
Drywall	Press-fit aluminum grille	No backbox	N/A
Lay-in Tile Ceiling	Press-fit aluminum grille	No backbox	LUH-TBAR**
Masonry	Press-fit aluminum grille	LUH-BOX (recessed) + LUH-TP trim plate	N/A
Surface-mount	Press-fit aluminum grille	LUH-BOX (surface)	N/A

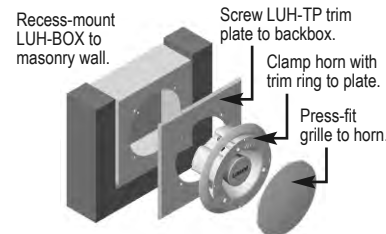
*Tighten dog ears to hold trim ring in place.

**T-bridge is recommended for acoustic tile ceilings.

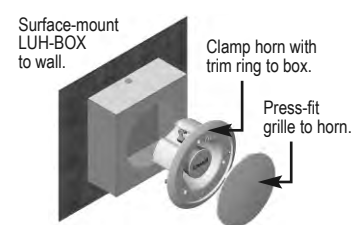
Lay-in Tile Ceiling or Drywall: horn with trim ring clamps to ceiling (tile bridge is recommended for acoustic tile). Grille press-fits to horn assembly. No visible screws.



Masonry: 10.5" sq. x 4"D stainless steel backbox mounts into masonry wall. LUH-TP trim plate screws to backbox. Horn with trim ring clamps to trim plate (trim ring covers screws). Grille press-fits to horn assembly.



Surface-mount: 10.5" sq. x 4"D stainless steel backbox surface-mounts to wall. Horn with trim ring clamps to box (ring covers unused screw holes). Grille press-fits to horn assembly.



Other Installation Accessories (not evaluated or approved by UL): the UNIHORN® also features standard screw holes that fit the LUH-VRG vandal-resistant grille or any standard 8" speaker grille; however, these options have not been evaluated by UL. The LUH-VRG installs with spanner-head screws and screwdriver. Standard grilles screw-mount to the UNIHORN® and fit various backboxes. See individual product spec sheets for more information on standard 8" speaker grilles and backboxes.

Installation Method	Grille	Backbox / Trim Plate	T-bridge
Open Installation	LUH-VRG vandal-resistant grille* OR no grille	N/A	N/A
Drywall	LUH-VRG vandal-resistant grille	No backbox	N/A
Lay-in Tile Ceiling	LUH-VRG vandal-resistant grille	No backbox	LUH-TBAR**
Masonry	LUH-VRG vandal-resistant grille	LUH-BOX (recessed) + LUH-TP trim plate	N/A
Surface-mount	LUH-VRG vandal-resistant grille	LUH-BOX (surface)	N/A

*Tighten dog ears to hold trim ring in place.

**T-bridge is recommended for acoustic tile ceilings.

Optional Accessories: (order separately)

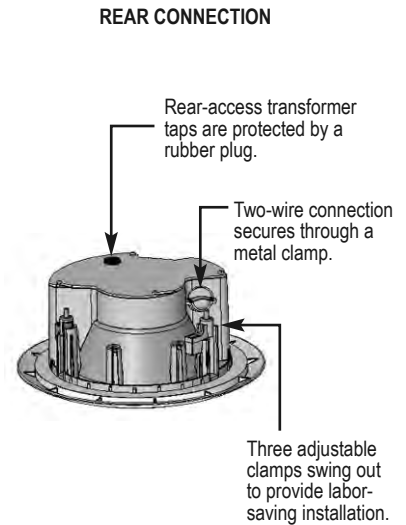
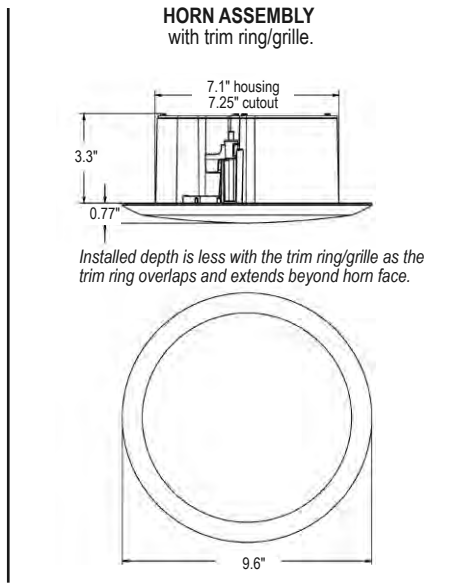
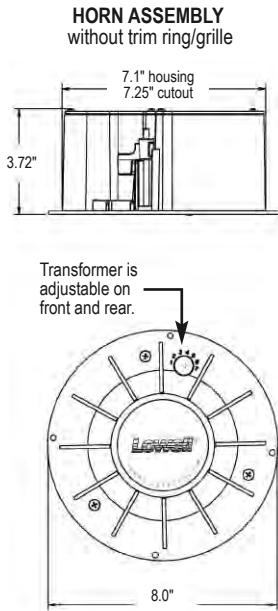
LUH-VRG: cast-aluminum vandal-resistant grille (9.6" dia.)



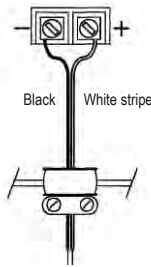
HRP832: spanner-head screwdriver for use with 8-32 spanner screws.



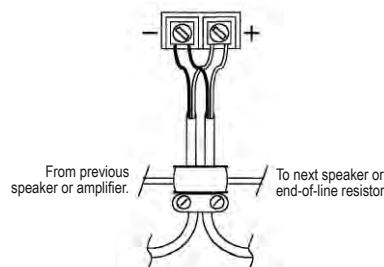
INSTRUCTIONS: UNIHORN® LUH-15T



Connections:



Model LUH-15T ships ready for hookup with a 2-conductor cable exiting through a rear cable clamp.



For supervised system applications, the LUH-15T is equipped with an internal series connected 250V DC blocking capacitor (10 uf NP) with maximum supervisory voltage of 100VDC. Connections for supervised systems typically utilize an "in/out" wiring scheme to maintain supervision on all wiring external to the loud-speaker connections. Requires removal of rear cover to access loudspeaker terminals.

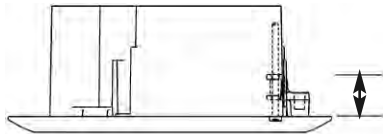
Specifications:

Model No.	LUH-15T
Power Rating:	15W
Frequency Response:	740Hz - 7.4kHz +/- 6dB
Dispersion:	80°
SPL:	105dB 1W/1M, 101dB 15W/10-ft.*, 106dB 15W/10-ft.**
Calculated Max SPL:	116.8dB 15W/1M
Impedance:	OHMS: 5000, 2500, 1300, 666, 333, 89, 45
Power Taps:	25V@ .48, .94, 1.8, 7.5, 15W 70V@ .9, 1.8, 3.8, 7.5, 15W
Size:	7.1" rear dia., 8" face dia., 3.72"D, 9.6" dia. grille

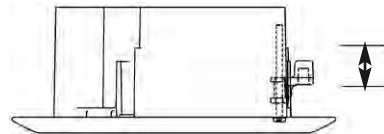
* UL measured A weighted reverberant room sound power output

** 3dB increment rating with a sweep sine-wave signal source - flat weight SPL meter.

Mounting Clamps: LUH-15T ships with screwdriver-adjustable clamps.

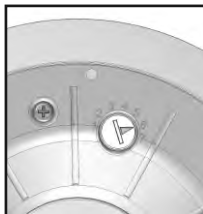


CLAMPS (as shipped): The out-of-box position of clamps will accept depths of 0-1.5" (approx).

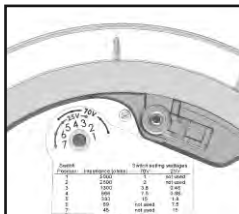


CLAMPS (reversed): The clamp position can be reversed by installer to accept depths of 1"-2.125" (approx).

Transformer Settings:



Transformer adjustment from front.



Transformer adjustment from rear (under rubber plug).

Switch Position	Impedance	Watts@ 70V	SPL@10ft. 70V	Watts@ 25V	SPL @10-ft 25V
1	5000	0.9	90dB† 94dB*	NOT USED	---
2	2500	1.8	94dB† 97dB*	NOT USED	---
3	1300	3.8	97dB† 100dB*	0.48	86dB† 91dB*
4	666	7.5	99dB† 103dB*	0.94	91dB† 94dB*
5	333	15	101dB† 106dB*	1.8	93dB† 97dB*
6	89	DO NOT USE**	---	7.5	99dB† 102dB*
7	45	DO NOT USE**	---	15	101dB† 105dB*

* 3dB increment rating with a sweep sine-wave signal source flat weight SPL meter.

** Note switch positions 6 and 7 ARE NOT USED on 70V applications. They exceed the capacity of the driver and transformer and could damage or destroy the driver and/or amplifier.

† UL measured A weighted reverberant room sound power output.