

Description

Lowell Models DX58 and DX108 are professional acoustic backboxes designed for speaker systems that require sound reinforcement of the highest quality. The backboxes, each with premium acoustic lining and extended grille mounting flange, are engineered to provide systems designers with large volume acoustic backboxes that are easy to install in recessed applications. The DX58 provides 0.5 cu.ft. of volume and the DX108 provides 1.0 cu.ft. of volume. Extended flanges make the backboxes ideal for use in new construction where the flange protects the opening from plaster, poured concrete, or sheetrock. They may also be used in new or existing construction when installed into suspended tile ceilings (tile bridge or rails required).

Model DX58 and Model DX108 are fabricated of welded, unitized heavy gauge steel and are sufficiently undercoated to eliminate acoustic and metallic resonance. The backboxes are generously lined with 1-1/2" thick premium acoustic lining having a density rating of 1-1/2 pounds to absorb undesirable resonance in the high frequency range. The 0.5cu ft volume (8"D) of the model DX58 and the 1cu ft volume (10.5"D) of the Model DX108 allows an installed speaker to operate at a more optimum loading level providing the system with improved low frequency response.

Each unit is furnished with four combination 1/2" - 3/4" conduit knockouts. The grille mounting flange projects .437" for efficient installation in plaster, poured concrete, sheetrock, or suspended tile ceilings. The flange includes 8-32 screw retaining U-clips to accept Lowell speaker grille WB8-6 (order separately) for use with 6.5" speaker drivers. When installed in a suspended tile ceiling, tile bridge Model LBS8-CP or SS Series channel rails are recommended to transfer the assembly weight to the ceiling grid. The backbox is finished in Lowell's durable black powder epoxy.

A & E Specifications

The recessed acoustic backbox for 6.5" speakers shall be Lowell Model ____ (DX58, DX108). It shall be fabricated of 22 gauge steel, undercoated, and lined with 1-1/2" thick acoustic batting to eliminate resonance. The backbox shall measure ____ with a volume of ____ (0.5 cu.ft., 1.0cu.ft.) It shall be furnished with four 1/2" - 3/4" compound knockouts for conduit. It shall be finished in black powder epoxy and have an extended flange to mount Lowell grille Model WB8-6. It shall mount 6.5" driver Model 6A40. For suspended ceiling applications, tile bridge Model LBS8-CP or channel rail Model SS24 or SS30 may also be specified.



DX58
1/2 cu.ft. Acoustical Backbox



DX108
1cu.ft. Acoustical Backbox

Backbox Specifications and Companion Mounting Accessories

Model	Speaker Size*	Features	Volume	Dimensions	Mounts Grille (order separately - see p.2)
DX58	6.5 (or 8"**)	Extended lip for sheetrock + batting	1/2 cu.ft	12"Dia x 8"H	WB8-6
DX108	6.5" (or 8"**)	Extended lip for sheetrock + batting	1.0 cu.ft	15"Dia x 10.5"H	WB8-6

*Order Lowell's 6.5" speaker Model 6A40 separately.

**Lowell also offers a wide selection of 8" speaker drivers that mount this backbox when used with Grille Models A8AW, CN8M, CS8H, CS8W, LO8P, OM-8P, RS8AW, WB8, WB8M and WB8T.



DX58, DX108

Cylindrical Acoustic Backboxes for 6.5" Speakers

AUDIO

12"/10"
Speakers & Accessories

8"
Speakers & Accessories

6"
Speakers & Accessories

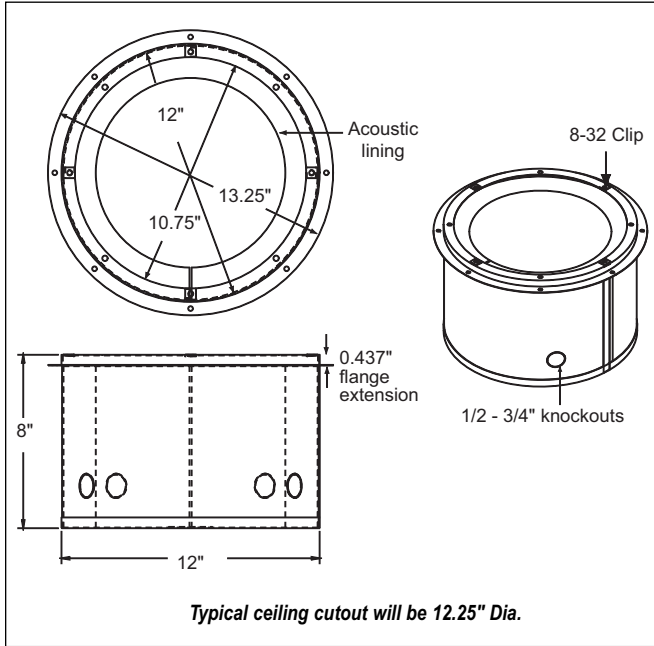
4"
Speakers & Accessories

Horn
Speakers & Accessories

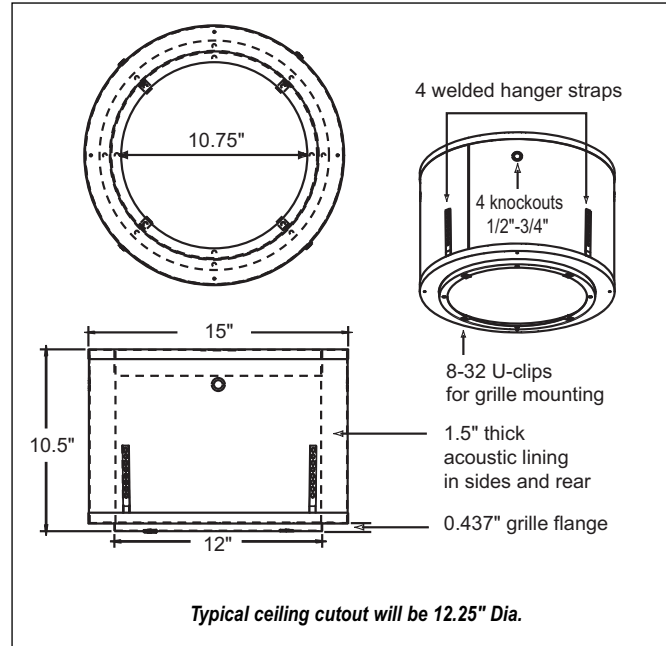
Masking
Speakers & Generators

Control
Accessories & Electronics

Backboxes

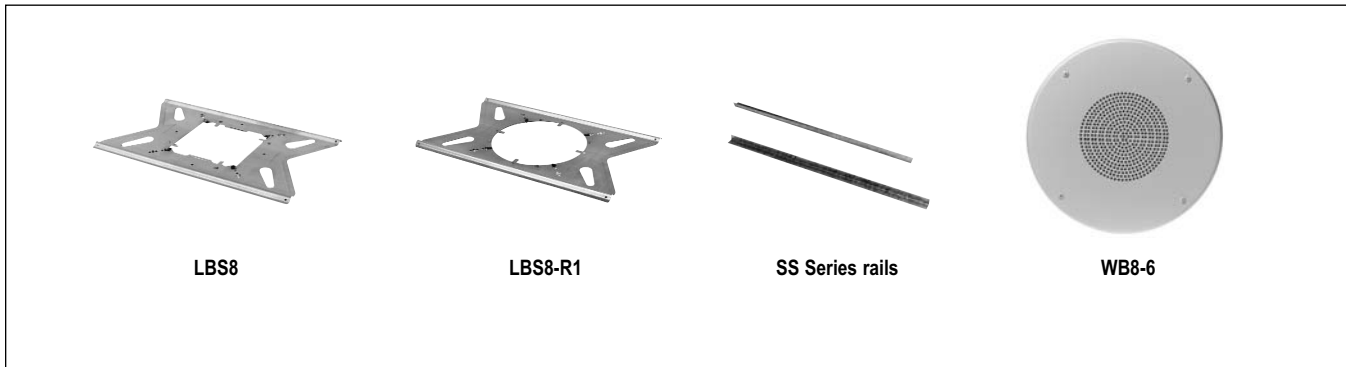


DX58 Dimensions



DX108 Dimensions

Companion Accessories for Backbox Models DX58 and DX108 (Order separately)



Tile Bridge & Rail Details

Model	Size	Description
LBS8	23.75"L	Square opening with screw or Twist'n Lock backbox mounting.
LBS8-R1	23.75"L	Round opening with screw or Twist'n Lock backbox mounting.
SS-24	23.75"L	Channel rails (pair)
SS-30	30"L	Channel rails (pair)

Grille Details

Grille Model	Speaker Size*	Grille Size	Mounting Provisions	Material	Color	Backbox	+	T-Bridge (if required for suspended ceilings)
WB8-6	6.5" **	12.875" Dia.	4 screws, 4 studs	Steel	White	RF871.....		LBS8, LBS8-R1 or SS rails

*Order Lowell's 6.5" speaker Model 6A40 separately.

**Lowell also offers a wide selection of 8" speaker drivers that mount this backbox when used with Grille Models A8AW, CN8M, CS8H, CS8W, LO8P, OM-8P, RS8AW, WB8, WB8M and WB8T.