



L15-3X

Expandable Shelf 19"W x 20 - 32"D for 27"D to 36"D racks

Features

- Rugged 16-gauge US steel construction.
- Supports up to 250 lbs.
- Provides infinite depth adjustment from 20" - 32" for 19"W racks and cabinets that are 27"D to 36"D.
- Mounts to front and rear mounting rails.
- Includes cable access openings and lacing points.
- Finished in durable black powder epoxy.

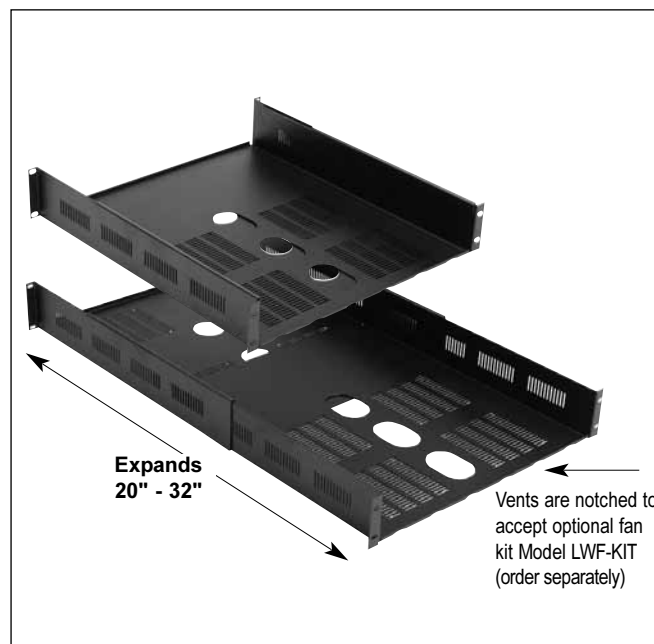
Description

Lowell adjustable depth shelf Model L15-3X uses front and rear mounting rails in 19"W racks to provide heavy duty (250lb) support for non-rackmount equipment such as consumer electronics, computers, power supplies, and chassis-style components of all types. This versatile 2RU shelf has infinite expansion from 20"D to 32"D to provide field flexibility in extending the shelf to the rear rails of cabinets that are 27"D, 32"D or 36"D. Additional full length or short rails may be ordered separately to meet application needs. *Note: Lowell 27"D, 32"D, 36"D ganging racks and 32"D cabinets include rear rails; 27"D cabinet Series L267, L262 and L259 include only front rails (order L212 Series rails for the rear separately).*

Model L15-3X shelf is precision formed from 16-gauge steel. Fabrication details include cable access openings in the bottom (three 2" Dia holes, three 2" x 3" obround holes), vents in the bottom and sides, lacing points along the rear edge, and a 3/8" retaining flange front and rear for strength and equipment retention. Additionally, the bottom vents feature factory notches to easily mount optional 4.7" fans if desired (order Model LWF-KIT separately). The assembly is finished in smooth black powder epoxy and ships assembled ready to install.

A & E Specifications

The expandable shelf for 19"W rackmount use shall be Lowell Model L15-3X with adjustable depth of 20" - 32". Shelf shall have a panel space height of 2RU. It shall mount to front and rear rails in cabinets that are 27"D, 32"D, or 36"D. Load capacity shall be up to 250 lbs. It shall include provisions for cable entry and shall be fully assembled. The shelf assembly shall be formed from 16 gauge US steel and be finished in black powder epoxy.



L15-3X Heavy-duty expandable depth shelf



LWF-KIT Fan Kit
(order separately
- if required)



L212 Series Mounting Rails
Printed rails are reversible.
Tapped 10-32 and
square punched 12-24/6mm/10-32.
(order separately - if required to provide rear rail support)

19"W SHELF SPECIFICATIONS

Model	Description	Panel Space (inches)	Panel Space (Rack Units)	Depth	Useable Width	Weight	Load Rating	Mounts Model Series
L15-3X	Expandable shelf w/rear support	3.5"	2RU	20" - 32"	17.359"	16 lbs.	250 lbs	L279, L278, L277 L268, L267*, L262*, L259*

*Models indicated require additional full length or short rails (L212 Series - order separately) for rear support of the L15-3X. Other models listed include front and rear rails.

1b-301

pg 1 of 2

Printed in U.S.A. © 10-19-05

Lowell Manufacturing Company • 100 Integram Drive • Pacific, Missouri 63069 U.S.A.
Call 800.325.9660, 636.257.3400 • **Fax** 636.257.6606 • **Click** www.lowellmfg.com
 Lowell makes every effort to provide accurate information and reserves the right to change specifications and/or improve manufacturing methods.
Download and print this spec from www.lowellmfg.com to insure that you have the most current information

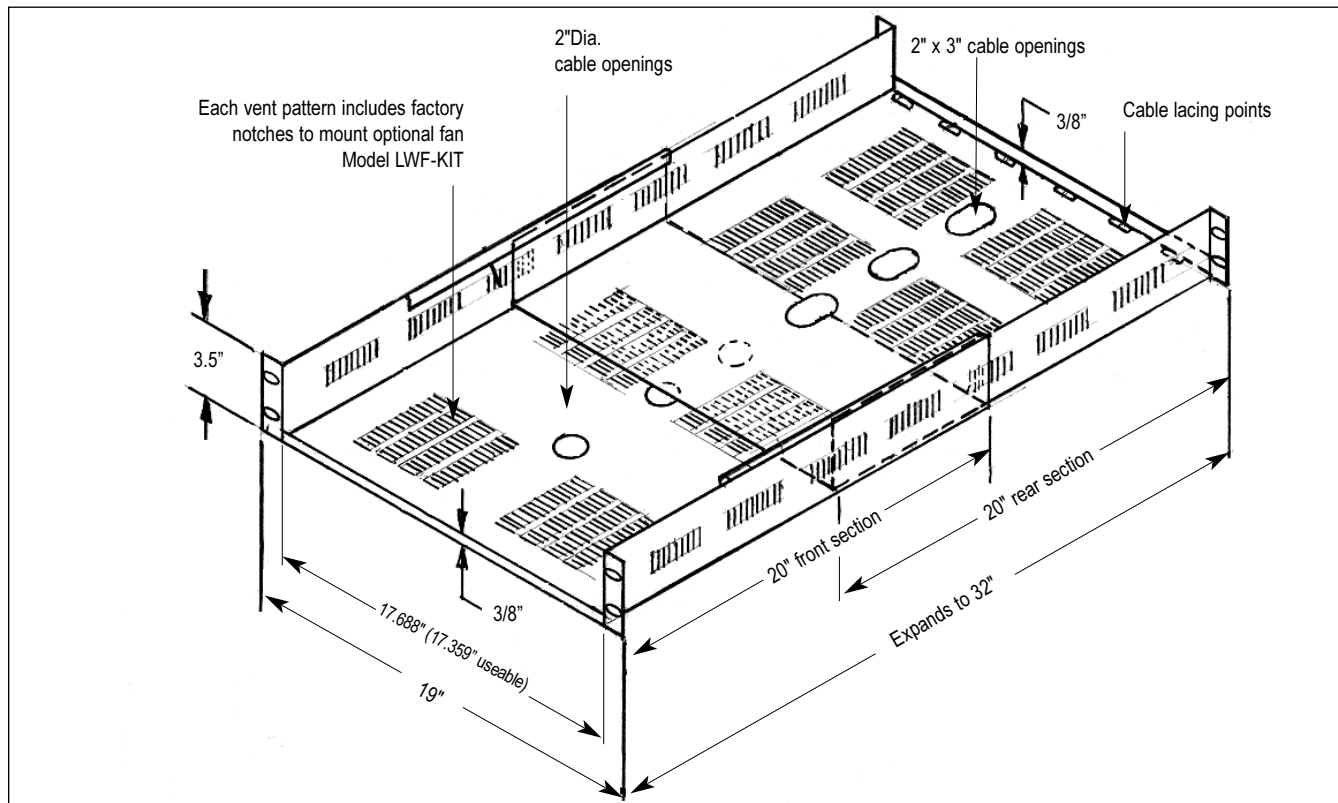


Expandable Shelf 19"W x 20 - 32"D for 27"D to 36"D racks



L15-3X

RACKS




L15-3X Dimensions

Accessories (order separately)

Model	Description	Pkg Qty
Fan Kit		
LWF-Kit	Fan kit with (1) 4.7" 50cm fan, cord, guard & hardware	1 Kit
Mounting Rails		
L212-12*	Adj. 2-side Mtg. Rails tapped 10-32 & punch 12-24 for 12PS 7RU	1 Pair
L212-17*	Adj. 2-side Mtg. Rails tapped 10-32 & punch 12-24 for 17PS 10RU	1 Pair
L212-21*	Adj. 2-side Mtg. Rails tapped 10-32 & punch 12-24 for 21PS 12RU	1 Pair
L212-28*	Adj. 2-side Mtg. Rails tapped 10-32 & punch 12-24 for 28PS 16RU	1 Pair
L212-36*	Adj. 2-side Mtg. Rails tapped 10-32 & punch 12-24 for 36PS 21RU	1 Pair
L212-42*	Adj. 2-side Mtg. Rails tapped 10-32 & punch 12-24 for 42PS 24RU	1 Pair
L212-61*	Adj. 2-side Mtg. Rails tapped 10-32 & punch 12-24 for 61PS 35RU	1 Pair
L212-70*	Adj. 2-side Mtg. Rails tapped 10-32 & punch 12-24 for 70PS 40RU	1 Pair
L212-77*	Adj. 2-side Mtg. Rails tapped 10-32 & punch 12-24 for 77PS 44RU	1 Pair

*Note: Additional full length or short set of L212 Series rails is required for rear support of the L15-3X shelf in Cabinet Series L267, L262 and L259.



RSP Phillips Finish Head
RS Phillips Truss Head
RSV Torx® Star Post Head

NEW RSR Robertson square head available!



RSP-500 / RS-500 Jars

Model	Description	Quantity
-------	-------------	----------

Screws for tapped rail use or on punched rails with 10-32 cage nut

RSP-100	Hdwr phillips finish head pilot pt w washers Blk 10-32x.875	100 pc bag
RSP-500	Hdwr phillips finish head pilot pt w washers Blk 10-32x.875	500 pc jar
RS-100	Hdwr phillips truss head pilot pt w washers Blk 10-32x.875	100 pc bag
RS-500	Hdwr phillips truss head pilot pt w washers Blk 10-32x.875	500 pc jar
RSR-50	Hdwr robertson SQ- head pilot pt w washers Blk 10-32x.875	50 pc bag
RSR-BIT	Hdwr torx pin drive bit for RSR Series screws	1 Qty
RSV-50	Hdwr torx star post security pilot pt w washers Blk 10-32x.875	50 pc bag
RSV-BIT	Hdwr torx pin drive bit for RSV Series screws	1 Qty

Screws for square punched rail use

RS1224-100	Hdwr phillips pan head w separate washers Blk 12-24 x .75	100 pc bag
RS6MM-100	Hdwr phillips pan head w separate washers Blk 6mm x .75	100 pc bag

Cage Nuts for square punched rail use

RCN1224-100	Hdwr cage nuts Blk 12-24	100 pc bag
RCN6MM-100	Hdwr cage nuts Blk 6mm	100 pc bag
RCN1032-100	Hdwr cage nuts Blk 10-32	100 pc bag

Open Frame Floor

Solid Side Floor & Desk

Wallmount Surface & Recessed

Panels & Accessories

Thermal & Wire Mngmt

19W Shelves

Lowell Manufacturing Company • 100 Ingram Drive • Pacific, Missouri 63069 U.S.A.
Call 800.325.9660, 636.257.3400 • Fax 636.257.6606 • Click www.lowellmfg.com

Lowell makes every effort to provide accurate information and reserves the right to change specifications and/or improve manufacturing methods.

Download and print this spec from www.lowellmfg.com to insure that you have the most current information

1b-301
pg 2 of 2