

Quality Features

- Fully contained speaker assemblies include clamps for fast and efficient mounting to beams and girders.
- Externally accessible leads include strain relief for fast and reliable field connection.
- 15W or 12W driver with wired transformer is ideal for distributed paging and music applications.
- Architectural grille and backbox assembly are finished in durable white powder epoxy.


Description

Lowell's BC Series beam-clamping speaker assemblies are ideal for attachment to beams or girders in open structure ceiling environments. Ready-to-install packages are shipped with the speaker, transformer, and grille mounted within a conically shaped backbox.

Speaker / transformer is Lowell's dual cone 15W driver Model 810 with a 25V/70V transformer to provide clear and reliable performance for voice paging and background music applications.

Architectural grille is Model WB-8. It is an aesthetically pleasing grille that is precision formed from one-piece of steel and finished in white powder epoxy. The grille is mounted to the backbox with matching white screws for a long-lasting quality appearance. Outside diameter of the grille and the assembly is 12.875".

The backbox is Lowell Model 8XD4 equipped with two beam clamps mounted on the top. For efficient field connection, the assembly features externally accessible speaker leads exiting through a metal strain-relief clamp. Simply splice connecting wires and push them completely inside the backbox and tighten the clamp. The backbox is steel, finished in white powder epoxy.



BC810-72

Ready-to-install 15W speaker assemblies feature a clamping backbox with factory mounted driver, transformer and grille.

A & E Specifications

Beam clamping speaker assembly shall be Lowell Model BC810-T72. Assembly shall include a 15W dual cone driver with dual voltage transformer and grille mounted to a conically shaped backbox providing externally accessible and strain-relieved leads and top-mounted beam clamps. Speaker shall have a frequency response of 47Hz - 20kHz±6dB and a sensitivity of 95dB. Factory-wired transformer shall be dual voltage 70V / 25V with power taps at 0.25, 0.5, 1, 2, and 5 watts. Assembly shall be finished in white powder epoxy.

ASSEMBLY MODEL

Assembly Model	Driver	Transformer Voltage	Transformer Taps	Mounted Grille	Grille Style	Mounted Backbox	Mounting Style
BC810-72	810	70 / 25	0.25, 0.5, 1, 2, 5W	WB-8	Round white CRS	12.875 Dia w 4 screws	8XD4 (10"Dia. x 4"D + clamps) 2 Beam clamps

DRIVER SPECIFICATIONS

Driver Model	Size	Power Rating	Type	Ceramic Magnet	Frequency Response	Dispersion	Voice Coil Impedance	Voice Coil Diameter	Sensitivity 1W / 1M	Depth	Weight
810	8"	15W RMS	Dual cone	10 oz.	47Hz - 20kHz ±6dB	120° @ 2000Hz -6dB	8 Ohms	1"	95dB Avg. 100dB Peak	2.84"	2.0 lbs.



BC Series

Beam-Clamping 15W Speaker Assemblies

A
U
D
I
O


Additional Lowell Surface and Hanging Speaker Assemblies

Refer to individual specification sheets for complete details.




iMount Speaker systems with 250 - 50W driver mounted within an acoustic enclosure with 1/4"-20 installed eyebolts.

12"/10"
Speakers &
Accessories



DSL (slope-front) and DSQ (square) Series 15W speaker assemblies with steel housing



SL810 Series 15W speaker assemblies with wood housing



OS Series 50W and 100W indoor/outdoor music speaker systems

8"
Speakers &
Accessories

6"
Speakers &
Accessories

4"
Speakers &
Accessories

Horn
Speakers &
Accessories

Masking
Speakers &
Generators

Control
Accessories
& Electronics

Systems